



Citrus Marketing Forum



27 Jun 2013

Contacts:

John Edmonds Tel: (031) 765-2514; E-mail: johne@cga.co.za
Gloria Smail Tel: (031) 765-2514; E-mail: gloria@cga.co.za

For Reference:

Product	Standard Carton Mass	# of Cartons per Pallet
Grapefruit	17 kg	56
Lemons	15 kg	70
Oranges	15 kg	70
Soft Citrus	15 kg	60

Lemons Passed for Export: Current Season per Size-Count

Equivalent Cartons By Size-Count	EUREKA	EUREKA SEEDLESS	LEMON	SEEDLESS LEMON	Total per Count
30	457				457
31			31		31
32	116		6,130		6,246
33	11				11
35	2,454	160			2,614
36	627		3,340		3,967
38	36				36
40	4,841	320	5,646		10,808
42	2,943	105	859		3,907
44	17				17
45	3,511	320	2,300		6,131
46	14				14
48	290		560		850
50	500	800			1,300
52	1,724		240		1,964
54	291				291
55	1,339				1,339
56	7,178		55,250		62,428
60	87		65		152
62	327				327
64	72,804	440	137,755		210,999
65			53		53
66			70		70
68	20				20
69	64				64
70	239		910		1,149
72	1,743		4,365		6,108
74	80				80
75	166,580	1,550	317,436		485,566
77			310		310
80	1,256		1,745		3,001

Lemons Passed for Export: Current Season per Size-Count

Equivalent Cartons By Size-Count	EUREKA	EUREKA SEEDLESS	LEMON	SEEDLESS LEMON	Total per Count
81	100				100
84	3,089		5,305		8,394
86	68				68
87			11		11
88	310,623	1,280	415,194		727,096
90	9,240		2,930		12,170
95	346				346
96	3,881		2,266		6,146
98			69		69
100	387,784	1,410	496,067	49	885,310
105	315		640		955
108	7				7
110	747		754		1,501
113	694,631	3,390	790,898		1,488,919
115	84				84
116	10			16	26
119	7,730	225	1,880		9,835
120	9,544		7,252		16,796
125	15,243		640		15,883
132	160				160
133			800		800
135	320		860		1,180
138	562,611	2,800	700,414		1,265,825
144	6,575		2,210		8,785
160	160		480		640
162	328,290	1,120	418,294		747,704
189	169,972	480	220,731		391,183
196			21		21
198	539		1,935		2,474
216	78,400	80	111,399		189,879
L	9,001		12,001		21,002

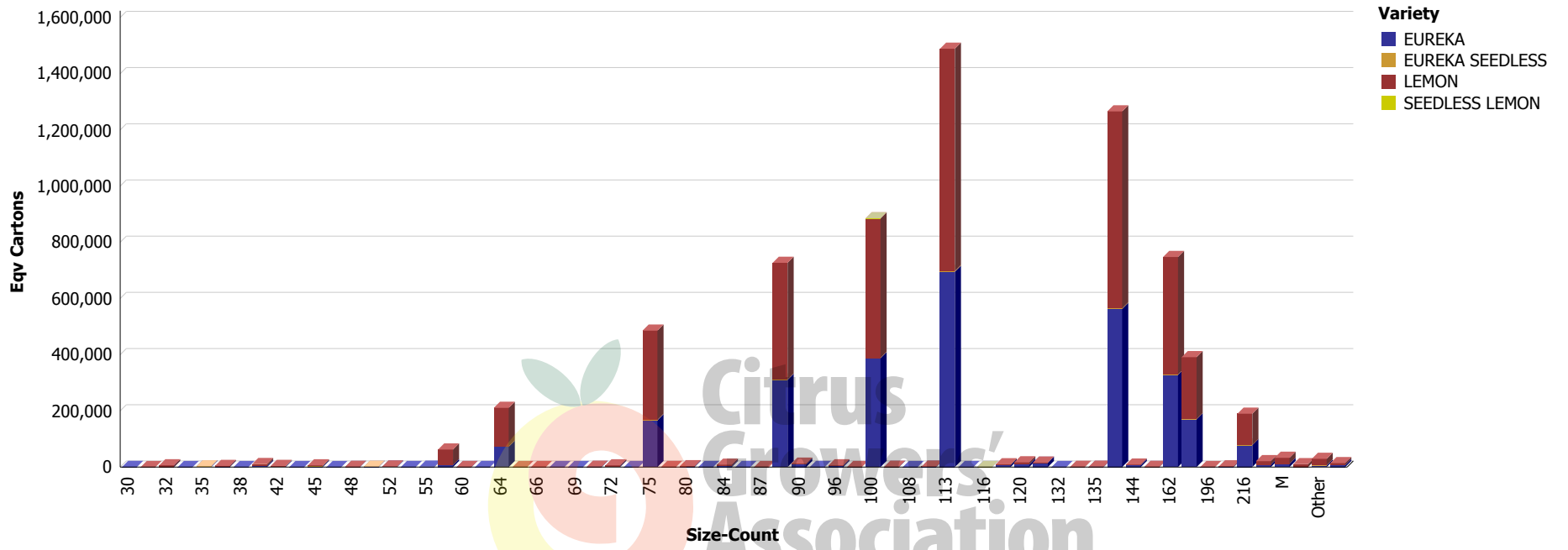
Lemons Passed for Export: Current Season per Size-Count

Equivalent Cartons By Size-Count	EUREKA	EUREKA SEEDLESS	LEMON	SEEDLESS LEMON	Total per Count
M	11,381		21,635		33,016
MIX			10,249		10,249
Other	6,034	80	23,216		29,331
S	6,814		7,123		13,937
Total	2,893,248	14,560	3,792,340	65	6,700,213

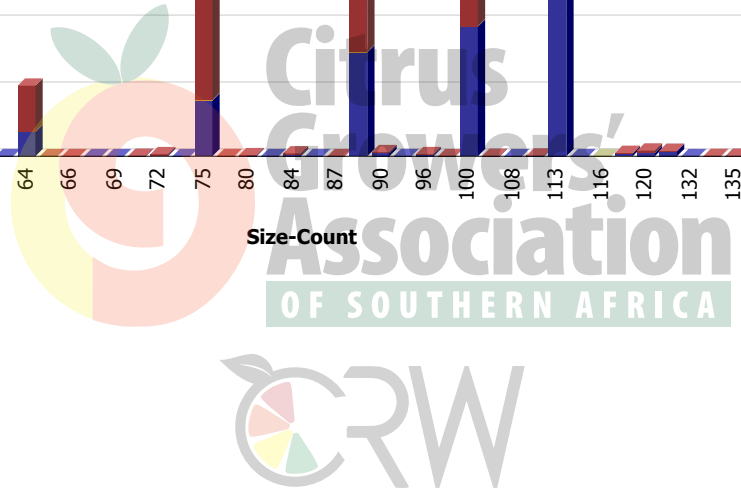
27 Jun 2013 8:08:39 AM



Lemons Passed for Export: Current Season per Size-Count



27 Jun 2013 8:08:39 AM

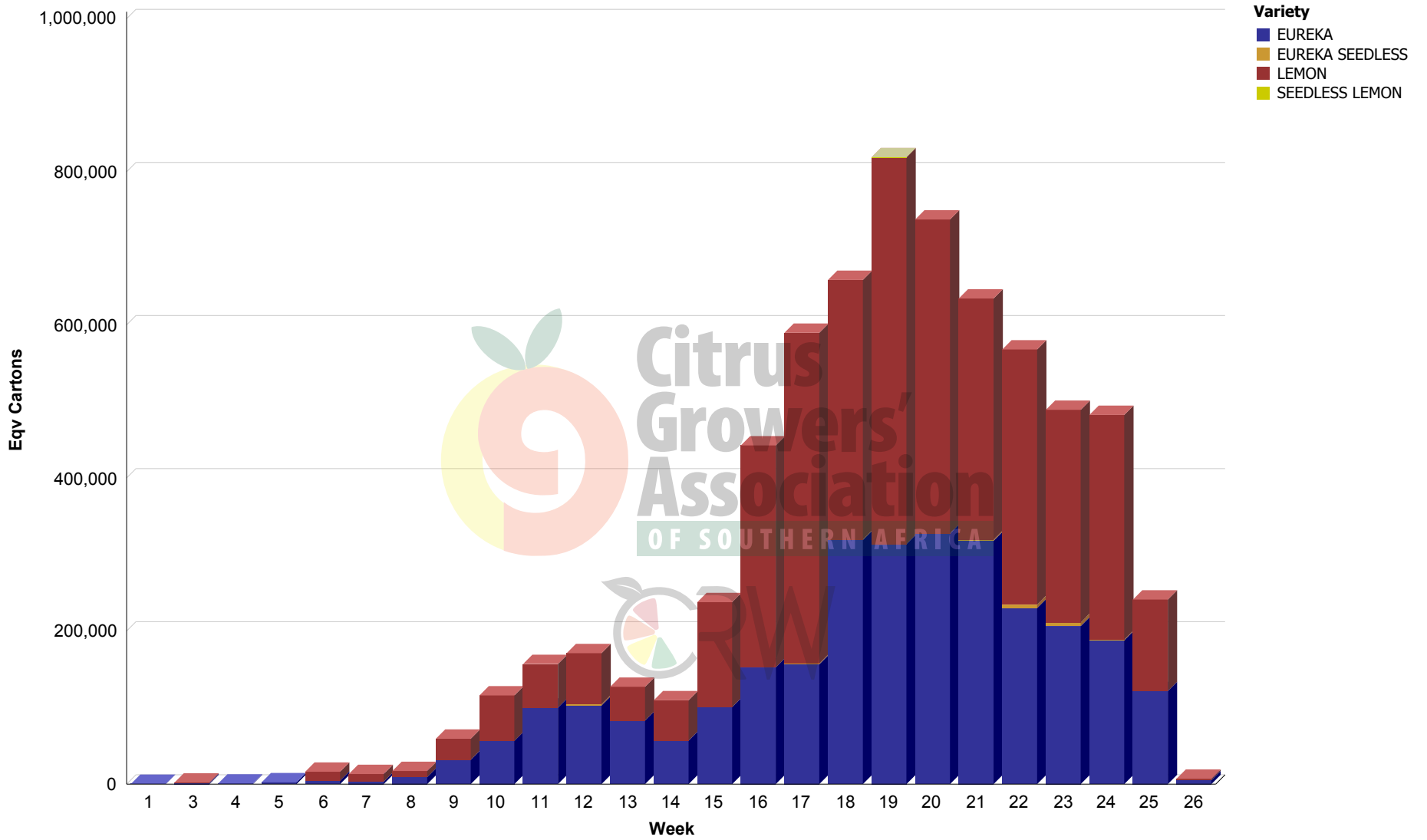


Lemons Passed for Export: Current Season per Variety

Equivalent Cartons By Weeks	EUREKA	EUREKA SEEDLESS	LEMON	SEEDLESS LEMON	Total per Week
1	387				387
2	614				614
3	1,500		880		2,380
4	759		3		762
5	2,433				2,433
6	4,686		11,520		16,206
7	3,187		10,000		13,187
8	9,316		7,840		17,156
9	31,871		27,510		59,381
10	56,414		59,480		115,894
11	99,994		56,920		156,914
12	102,786	1,600	66,700		171,086
13	83,008		44,160		127,168
14	56,961		52,595		109,556
15	100,725		137,000		237,725
16	152,468		290,071		442,539
17	156,641	1,120	431,904		589,665
18	319,136	320	339,271		658,726
19	313,760		505,170	65	818,995
20	327,572		410,099		737,670
21	317,904	1,540	314,961		634,405
22	230,012	4,480	333,358		567,850
23	206,516	4,620	277,858		488,995
24	187,829	880	293,640		482,348
25	121,530		119,601		241,131
26	5,240		1,800		7,040

27 Jun 2013 8:08:39 AM

Lemons Passed for Export: Current Season per Variety



27 Jun 2013 8:08:39 AM

Lemons Passed for Export: Current Season vs Previous Seasons per Variety

Last Three Seasons Year to Date

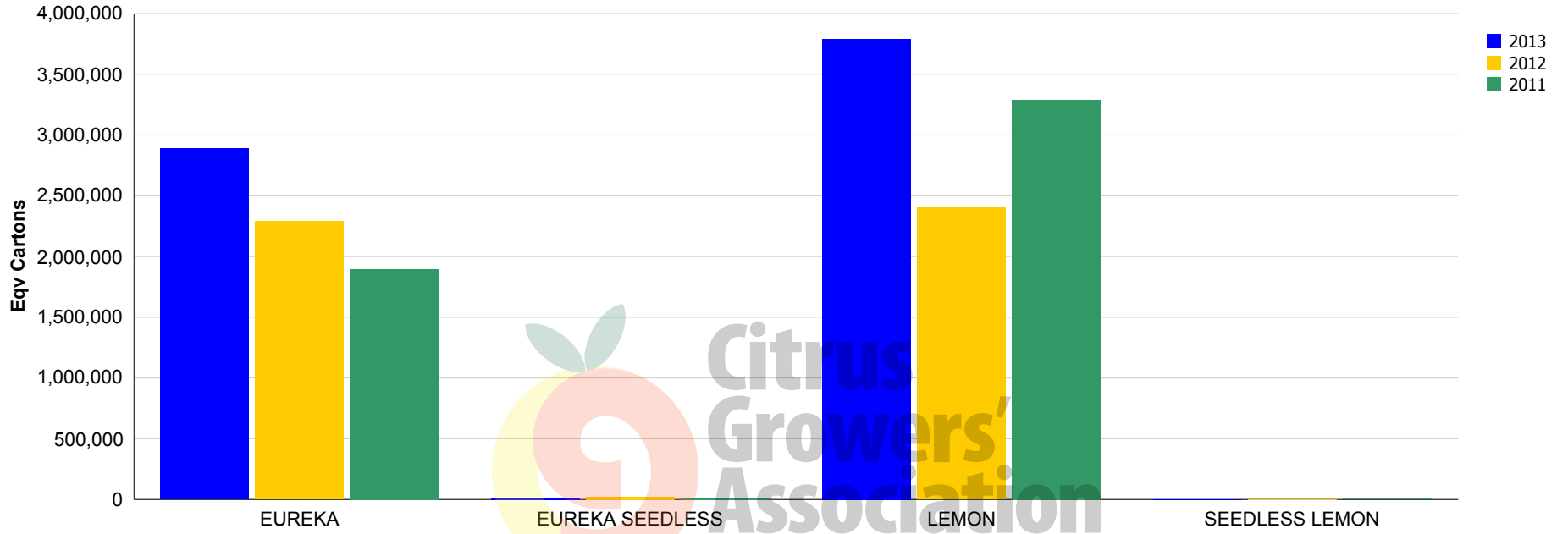
Eqv Ctns By Variety	2013	2012	2011
EUREKA	2,888,008	2,475,800	2,073,339
EUREKA SEEDLESS	14,560	27,511	27,558
LEMON	3,790,540	2,692,610	3,606,546
SEEDLESS LEMON	65	885	15,502
YTD Total	6,693,173	5,196,806	5,722,945

Figures are shown to the last full week. 27 Jun 2013 8:08:39 AM



Lemons Passed for Export: Current Season vs Previous Seasons per Variety

Last Three Seasons Year to Date

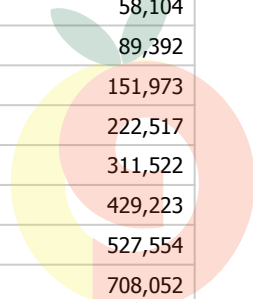


27 Jun 2013 8:08:39 AM



Lemons Passed for Export: Current Season vs Previous Season

Week	2013		2012	
	Cur Eqv Ctns	Cur Cum Eqv Ctns	Prev Eqv Ctns	Prev Cum Eqv Ctns
1	387	387	843	843
2	614	1,001	917	1,759
3	2,380	3,381	901	2,660
4	762	4,143	1,071	3,731
5	2,433	6,576	3,982	7,713
6	16,206	22,782	5,321	13,034
7	13,187	35,970	24,172	37,206
8	17,156	53,125	20,898	58,104
9	59,381	112,506	31,288	89,392
10	115,894	228,400	62,581	151,973
11	156,914	385,314	70,544	222,517
12	171,086	556,400	89,005	311,522
13	127,168	683,567	117,701	429,223
14	109,556	793,124	98,332	527,554
15	237,725	1,030,848	180,497	708,052
16	442,539	1,473,387	325,973	1,034,024
17	589,665	2,063,053	321,943	1,355,967
18	658,726	2,721,779	388,175	1,744,142
19	818,995	3,540,774	592,136	2,336,278
20	737,670	4,278,445	528,598	2,864,876
21	634,405	4,912,850	565,919	3,430,795
22	567,850	5,480,699	532,740	3,963,535
23	488,995	5,969,694	454,244	4,417,778
24	482,348	6,452,043	411,632	4,829,411
25	241,131	6,693,173	367,396	5,196,806
26	7,040	6,700,213	497,120	5,693,926
27			674,361	6,368,287
28			739,665	7,107,952
29			528,767	7,636,719
30			609,690	8,246,410



Citrus
Growers'
Association

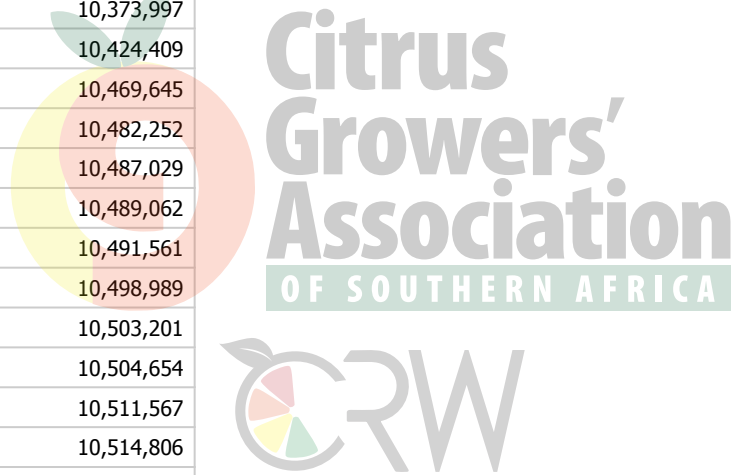
OF SOUTHERN AFRICA



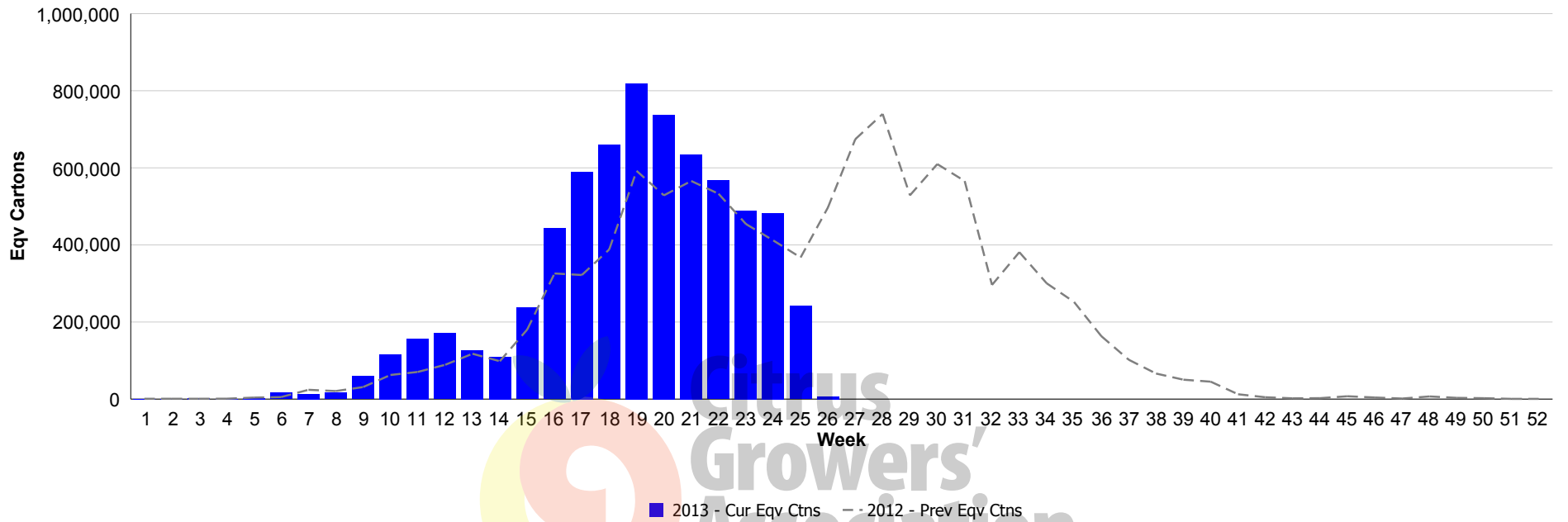
Lemons Passed for Export: Current Season vs Previous Season

Week	2013		2012	
	Cur Eqv Ctns	Cur Cum Eqv Ctns	Prev Eqv Ctns	Prev Cum Eqv Ctns
31			565,769	8,812,178
32			296,290	9,108,468
33			381,222	9,489,690
34			300,468	9,790,158
35			251,986	10,042,145
36			163,278	10,205,423
37			102,223	10,307,646
38			66,352	10,373,997
39			50,412	10,424,409
40			45,236	10,469,645
41			12,608	10,482,252
42			4,777	10,487,029
43			2,033	10,489,062
44			2,499	10,491,561
45			7,428	10,498,989
46			4,212	10,503,201
47			1,452	10,504,654
48			6,913	10,511,567
49			3,239	10,514,806
50			2,362	10,517,168
51			644	10,517,812
52			641	10,518,453

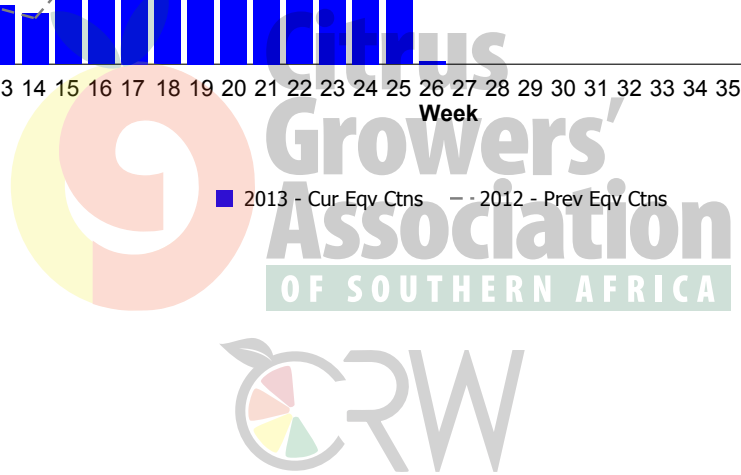
27 Jun 2013 8:08:39 AM



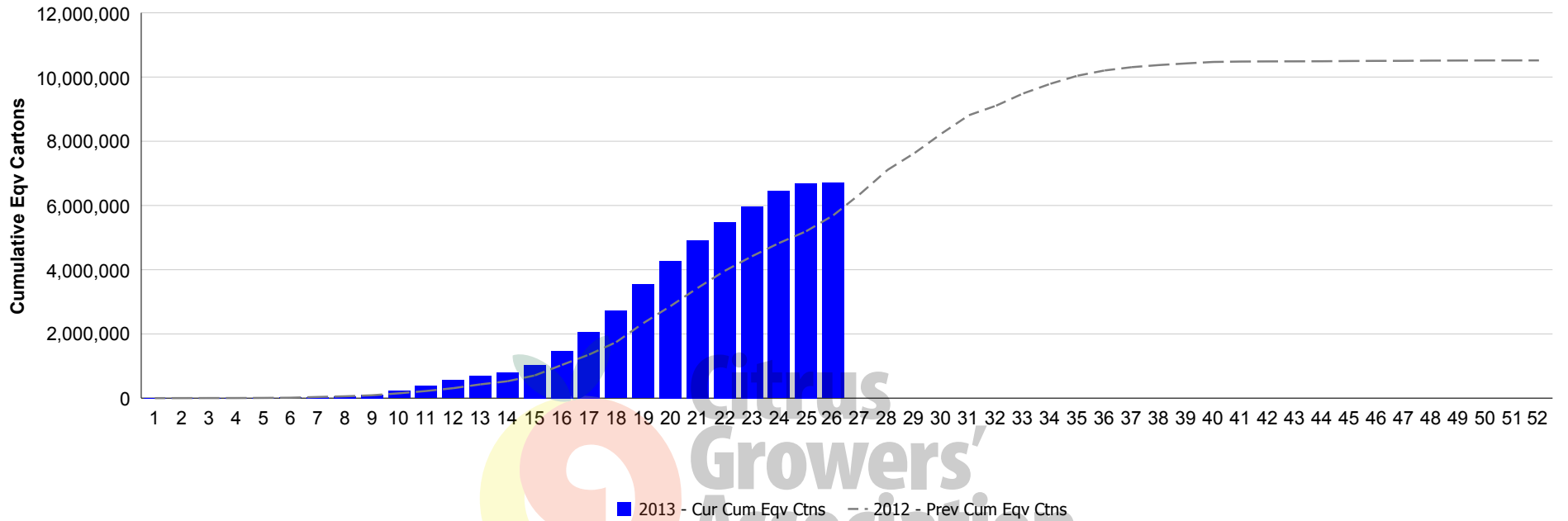
Lemons Passed for Export: Current Season vs Previous Season



27 Jun 2013 8:08:39 AM



Lemons Passed for Export: Current Season vs Previous Season - Cumulative Volume



27 Jun 2013 8:08:39 AM

