



Citrus Marketing Forum



03 May 2013

Contacts:

John Edmonds Tel: (031) 765-2514; E-mail: johne@cga.co.za
Gloria Smail Tel: (031) 765-2514; E-mail: gloria@cga.co.za

For Reference:

Product	Standard Carton Mass	# of Cartons per Pallet
Grapefruit	17 kg	56
Lemons	15 kg	70
Oranges	15 kg	70
Soft Citrus	15 kg	60

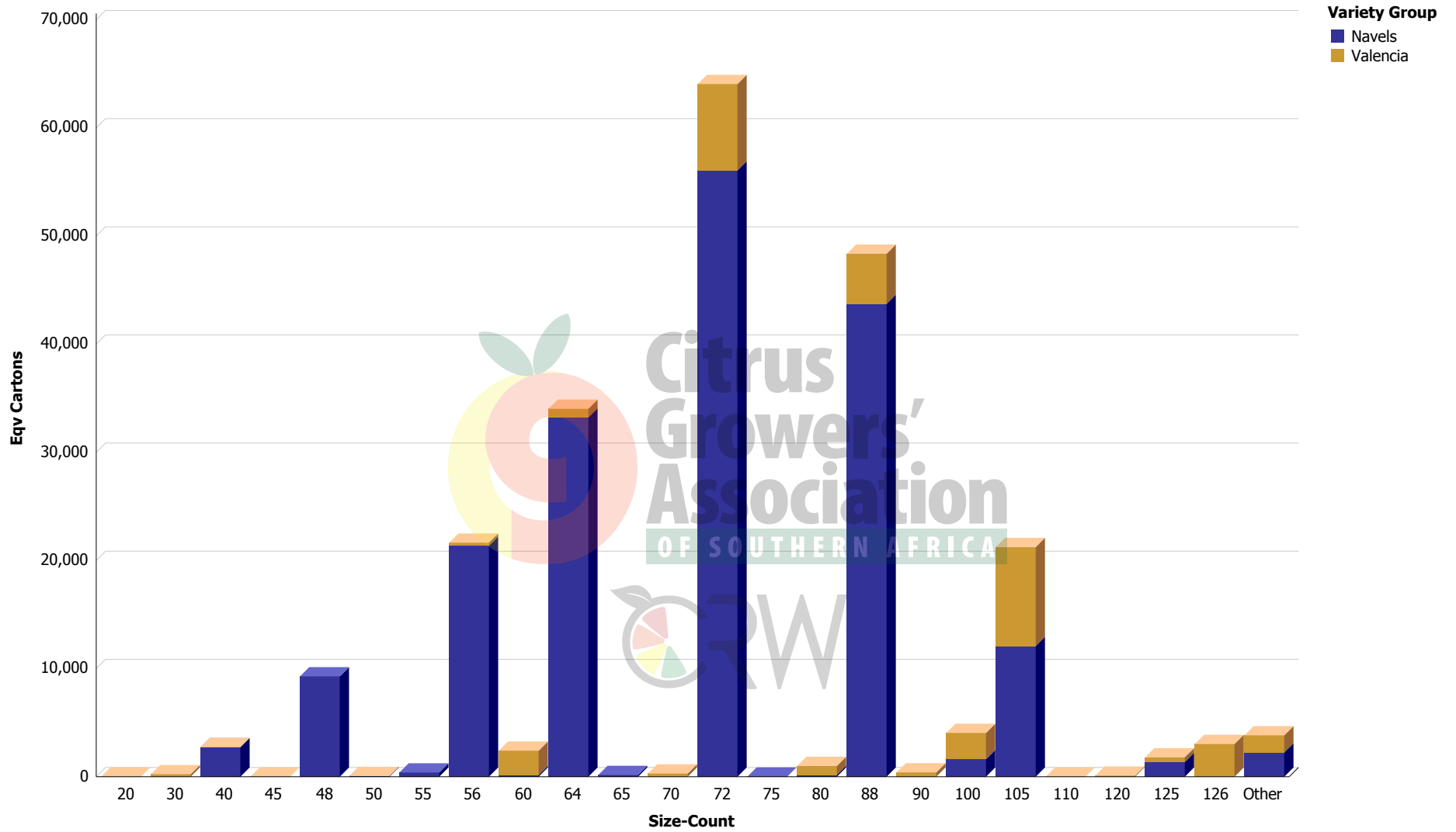
Oranges Passed for Export: Current Season per Size-Count

Size Count	Navels	Valencia	Total per Count
20		8	8
30		231	231
40	2,730	10	2,740
45		4	4
48	9,280		9,280
50	60	2	62
55	390		390
56	21,365	274	21,639
60	145	2,264	2,409
64	33,226	800	34,026
65	160		160
70		296	296
72	56,056	7,996	64,052
75	10		10
80	160	834	994
88	43,720	4,642	48,362
90		400	400
100	1,620	2,429	4,049
105	12,080	9,160	21,240
110		5	5
120		100	100
125	1,360	427	1,787
126		3,024	3,024
Other	2,240	1,588	3,828
Total	184,602	34,495	219,097

03 May 2013 8:16:57 AM



Oranges Passed for Export: Current Season per Size-Count



03 May 2013 8:16:57 AM

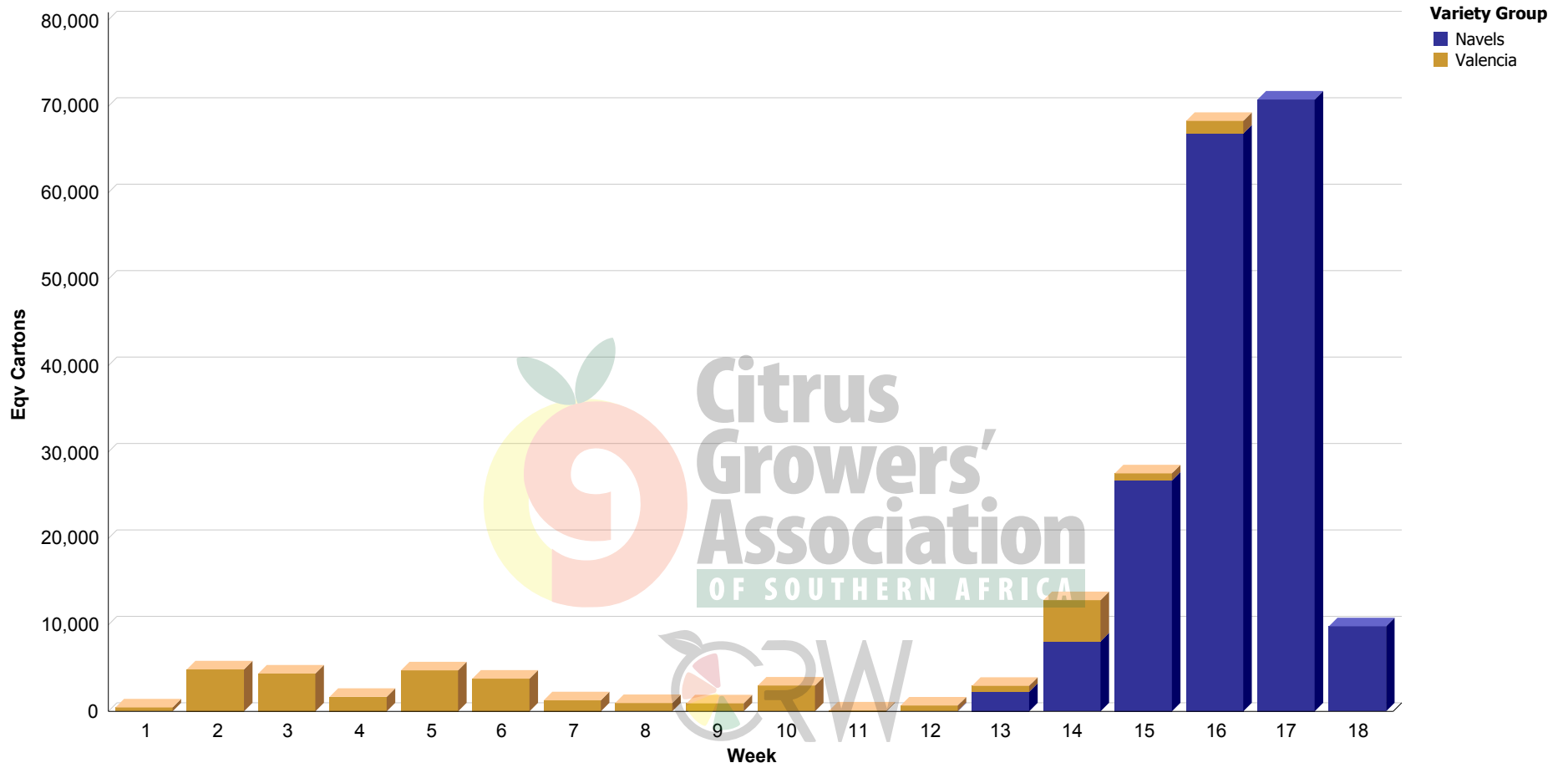
Oranges Passed for Export: Current Season per Variety

Eqv Ctns Per Week	Navels	Valencia	Total per Week
1		451	451
2		4,855	4,855
3		4,375	4,375
4		1,678	1,678
5		4,743	4,743
6		3,783	3,783
7		1,277	1,277
8		958	958
9		925	925
10		2,988	2,988
11		102	102
12	65	608	673
13	2,260	691	2,951
14	8,097	4,769	12,866
15	26,710	824	27,534
16	66,845	1,468	68,313
17	70,785		70,785
18	9,840		9,840
Total	184,602	34,495	219,097

03 May 2013 8:16:57 AM



Oranges Passed for Export: Current Season per Variety



03 May 2013 8:16:57 AM

Oranges Passed for Export: Current Season vs Previous Seasons per Variety

Last Three Seasons Year to Date

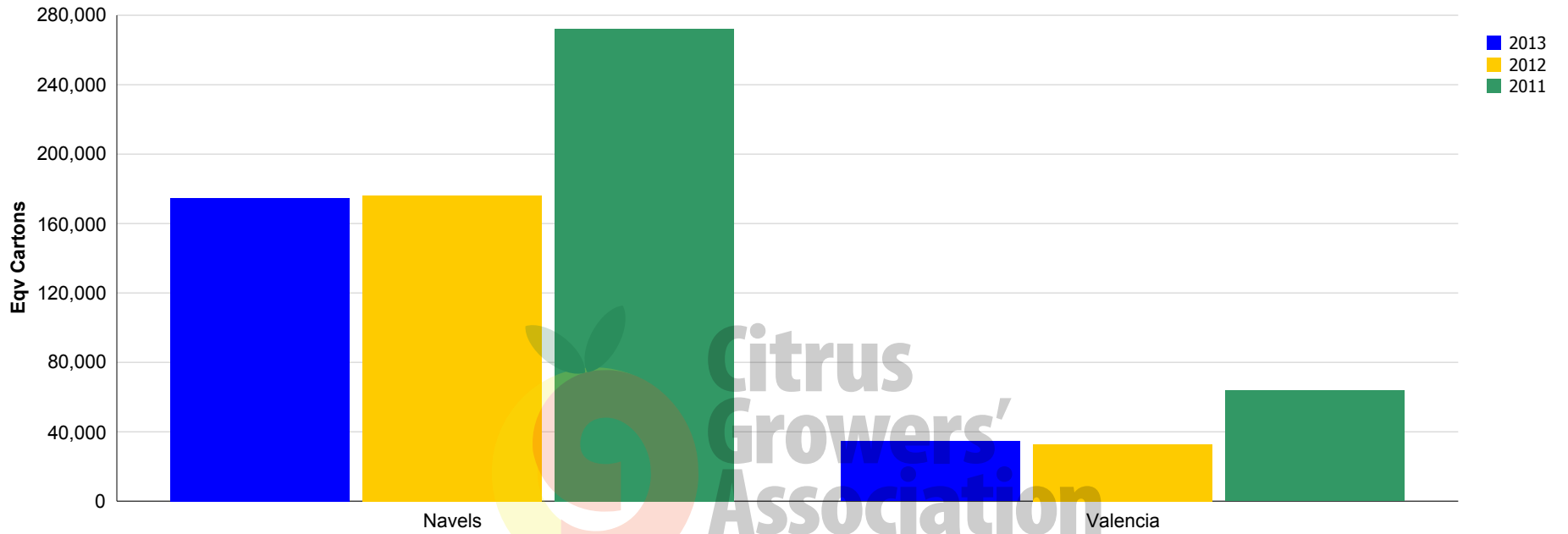
Eqv Ctns per Variety	2013	2012	2011
Navels	174,762	176,117	273,962
Valencia	34,495	46,052	65,423
YTD Total	209,257	222,169	339,385

Figures are shown to the last full week. 03 May 2013 8:16:57 AM




Oranges Passed for Export: Current Season vs Previous Seasons per Variety

Last Three Seasons Year to Date -

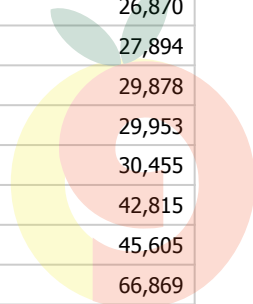


03 May 2013 8:16:57 AM



Oranges Passed for Export: Current Season vs Previous Season

Week	2013		2012	
	Cur Eqv Ctns	Cur Cum Eqv Ctns	Prev Eqv Ctns	Prev Cum Eqv Ctns
1	451	451	1,354	1,354
2	4,855	5,306	1,985	3,339
3	4,375	9,681	3,029	6,367
4	1,678	11,359	4,579	10,946
5	4,743	16,102	12,325	23,271
6	3,783	19,885	1,660	24,931
7	1,277	21,162	1,031	25,962
8	958	22,120	908	26,870
9	925	23,046	1,024	27,894
10	2,988	26,033	1,984	29,878
11	102	26,135	75	29,953
12	673	26,808	502	30,455
13	2,951	29,759	12,359	42,815
14	12,866	42,625	2,790	45,605
15	27,534	70,159	21,264	66,869
16	68,313	138,472	63,930	130,799
17	70,785	209,257	91,370	222,169
18	9,840	219,097	307,769	529,938
19			742,854	1,272,792
20			1,275,535	2,548,327
21			1,895,903	4,444,230
22			2,671,422	7,115,652
23			3,028,512	10,144,163
24			3,745,991	13,890,154
25			3,932,761	17,822,915
26			3,411,733	21,234,648
27			3,317,507	24,552,155
28			3,582,139	28,134,294
29			3,513,176	31,647,470
30			3,763,177	35,410,648



Citrus
Growers'
Association
OF SOUTHERN AFRICA



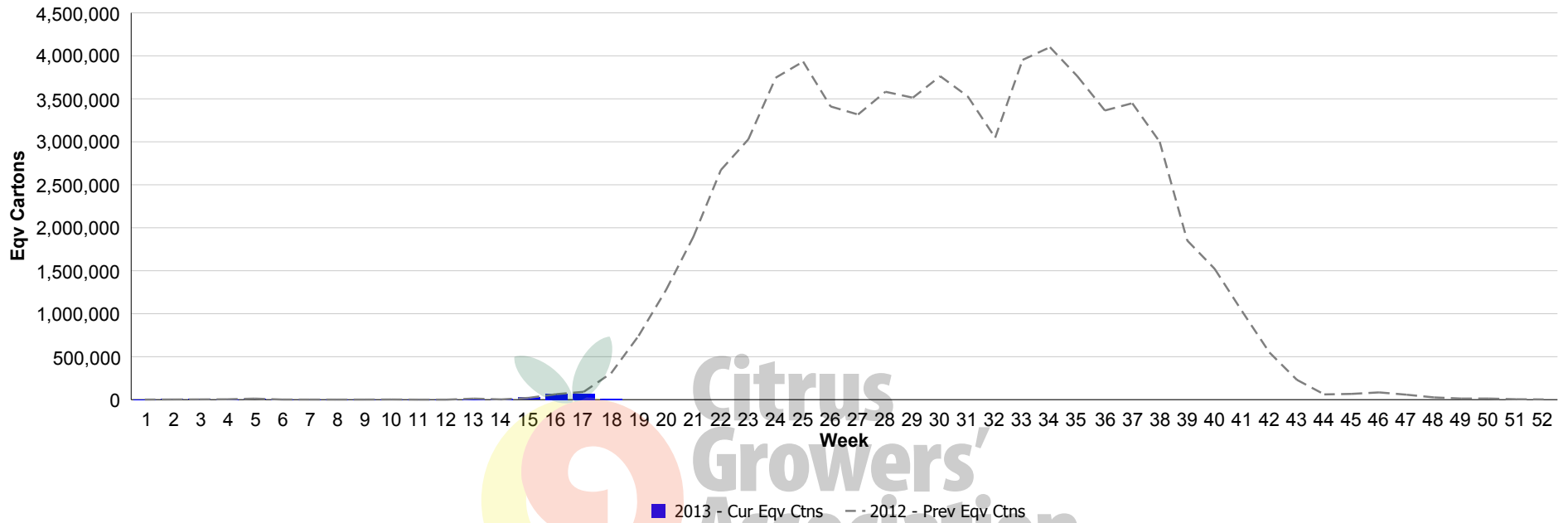
Oranges Passed for Export: Current Season vs Previous Season

Week	2013		2012	
	Cur Eqv Ctns	Cur Cum Eqv Ctns	Prev Eqv Ctns	Prev Cum Eqv Ctns
31			3,528,517	38,939,165
32			3,047,684	41,986,849
33			3,952,614	45,939,463
34			4,100,790	50,040,252
35			3,761,452	53,801,704
36			3,364,421	57,166,125
37			3,448,730	60,614,855
38			2,999,727	63,614,582
39			1,852,558	65,467,140
40			1,523,306	66,990,446
41			1,029,866	68,020,312
42			549,356	68,569,667
43			231,004	68,800,671
44			61,239	68,861,911
45			67,406	68,929,317
46			84,772	69,014,088
47			57,952	69,072,040
48			26,373	69,098,413
49			12,944	69,111,357
50			13,171	69,124,528
51			4,981	69,129,509
52			2,871	69,132,380


03 May 2013 8:16:57 AM



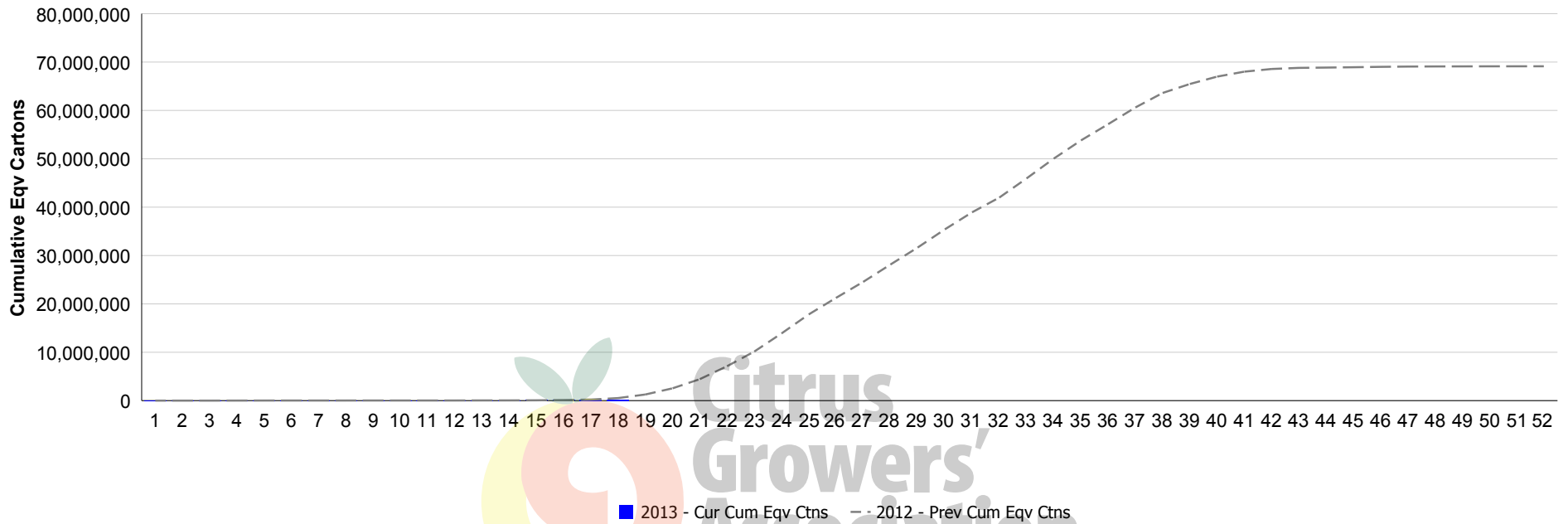
Oranges Passed for Export: Current Season vs Previous Season



03 May 2013 8:16:57 AM



Oranges Passed for Export: Current Season vs Previous Season - Cumulative Volume



03 May 2013 8:16:57 AM

