



Citrus Marketing Forum



16 Nov 2012

Contacts:

John Edmonds

Tel: (031) 765-2514; E-mail: johne@cga.co.za

Gloria Smail

Tel: (031) 765-2514; E-mail: gloria@cga.co.za

For Reference:

Product	Standard Carton Mass	# of Cartons per Pallet
Grapefruit	15 kg	70
Lemons	15 kg	80
Oranges - Navels	15 kg	70
Oranges - Valencias	15 kg	80
Soft Citrus	15 kg	70

Destination Region Layout

Reporting Region	Country
Africa	ALGERIA
	ANGOLA
	BENIN
	BOTSWANA
	BURUNDI
	CAMEROON
	CAPE VERDE
	CONGO (REPUBLIC OF)
	COTE D'IVOIRE
	DEMOCRATIC REP OF CONGO
	DJIBOUTI
	EGYPT
	EQUATORIAL GUINEA
	ETHIOPIA
	GABON
	GHANA
	KENYA
	LESOTHO
	LIBYAN ARAB JAMAHIRIYA
	MALAWI
	MAURITANIA
	MOROCCO
	MOZAMBIQUE
	NAMIBIA
	NIGERIA
	SAO TOME AND PRINCIPE
	SENEGAL
	SIERRA LEONE
	SOMALIA
	SOUTH AFRICA


Reporting Region	Country
Middle East	AZERBAIJAN
	BAHRAIN
	IRAN (ISLAMIC REPUBLIC OF)
	ISRAEL
	JORDAN
	KUWAIT
	LEBANON
	OMAN
	PAKISTAN
	QATAR
	SAUDI ARABIA
	SYRIAN ARAB REPUBLIC
	TURKEY
	UNITED ARAB EMIRATES
	YEMEN
	NEW ZEALAND
CANADA	
MEXICO	
Northern Africa	EGYPT
	LIBYAN ARAB JAMAHIRIYA
	MOROCCO
	TUNISIA
Northern Europe	BELGIUM
	DENMARK
	FINLAND
	GERMANY
	NETHERLANDS
NORWAY	
Russia	RUSSIAN FEDERATION
South America	BRAZIL



Destination Region Layout

Reporting Region	Country
Africa	ST HELENA
	SUDAN
	SWAZILAND
	TOGO
	TUNISIA
	UGANDA
	UNITED REPUBLIC OF TANZANIA
	ZAMBIA
	ZIMBABWE
	Asia
CHINA	
HONG KONG	
INDIA	
INDONESIA	
JAPAN	
KOREA	
MALAYSIA	
PHILIPPINES	
REPUBLIC OF KOREA (SOUTH)	
SINGAPORE	
SRI LANKA	
TAIWAN	
THAILAND	
TONGA	
VIET NAM	
VIETNAM	
Atlantic Ocean Isle	
	FIJI
	ST HELENA
Australia	AUSTRALIA

Reporting Region	Country	
South America	CHILE	
	CUBA	
	PARAGUAY	
	PERU	
	URUGUAY	
	VENEZUELA	
Southern Africa	LESOTHO	
	MOZAMBIQUE	
	SOUTH AFRICA	
	SWAZILAND	
	ZAMBIA	
	ZIMBABWE	
	Southern Europe	CYPRUS
		GREECE
ITALY		
MALTA		
PORTUGAL		
United Kingdom	SPAIN	
	IRELAND	
United States	UNITED KINGDOM	
	PUERTO RICO	
Western Africa	UNITED STATES	
	ANGOLA	
	BENIN	
	CONGO (REPUBLIC OF)	
	COTE D'IVOIRE	
	GABON	
	GHANA	
	MAURITANIA	
	NAMIBIA	



Destination Region Layout

Reporting Region	Country	
Central Africa	ALGERIA	
	BOTSWANA	
	BURUNDI	
	CAMEROON	
	DEMOCRATIC REP OF CONGO	
	EQUATORIAL GUINEA	
	MALAWI	
	SAO TOME AND PRINCIPE	
	Central America	ARGENTINA
Central Europe	AUSTRIA	
	CROATIA (local name Hrvatska)	
	CZECH REPUBLIC	
	ESTONIA	
	GEORGIA	
	LUXEMBOURG	
	POLAND	
	SLOVENIA	
	SWEDEN	
	SWITZERLAND	
	Central-America	CUBA
	Eastern Africa	DJIBOUTI
ETHIOPIA		
KENYA		
SOMALIA		
SUDAN		
UGANDA		
UNITED REPUBLIC OF TANZANIA		
Eastern Europe		BULGARIA
LATVIA		
LITHUANIA		

Reporting Region	Country
Western Africa	NIGERIA
	SENEGAL
	SIERRA LEONE
	TOGO
Western Europe	FRANCE



Destination Region Layout

Reporting Region	Country
Eastern Europe	ROMANIA
	UKRAINE
European Union	AUSTRIA
	BELGIUM
	BULGARIA
	CROATIA (local name Hrvatska)
	CYPRUS
	CZECH REPUBLIC
	DENMARK
	ESTONIA
	FINLAND
	FRANCE
	GEORGIA
	GERMANY
	GREECE
	ITALY
	LATVIA
	LITHUANIA
	LUXEMBOURG
	MALTA
	NETHERLANDS
	NORWAY
	POLAND
	PORTUGAL
	ROMANIA
	SLOVENIA
	SPAIN
	SWEDEN
SWITZERLAND	
UKRAINE	



Destination Region Layout

Reporting Region	Country
Far East	HONG KONG
	JAPAN
	SINGAPORE
	TAIWAN
Indian Ocean Island	COMOROS
	MADAGASCAR
	MALDIVES
	MAURITIUS
	MAYOTTE
	REUNION
	SEYCHELLES
Indian Ocean islands	COMOROS
	MADAGASCAR
	MALDIVES
	MAURITIUS
	MAYOTTE
	REUNION
	SEYCHELLES
Middle East	AZERBAIJAN
	BAHRAIN
	IRAN (ISLAMIC REPUBLIC OF)
	ISRAEL
	JORDAN
	KUWAIT
	LEBANON
	OMAN
	PAKISTAN
	QATAR
	SAUDI ARABIA
	SYRIAN ARAB REPUBLIC



Destination Region Layout

Reporting Region	Country
Middle East	TURKEY
	UNITED ARAB EMIRATES
	YEMEN
New Zealand	NEW ZEALAND
North America (Canada)	CANADA
	MEXICO
North-America	CANADA
	MEXICO
	UNITED STATES
Northern Africa	EGYPT
	LIBYAN ARAB JAMAHIRIYA
	MOROCCO
	TUNISIA
Northern Europe	BELGIUM
	DENMARK
	FINLAND
	GERMANY
	NETHERLANDS
	NORWAY
	Oceania
FIJI	
NEW ZEALAND	
TONGA	
Russia	RUSSIAN FEDERATION
Russian Federation	RUSSIAN FEDERATION
South America	BRAZIL
	CHILE
	CUBA
	PARAGUAY
	PERU



Destination Region Layout

Reporting Region	Country
South America	URUGUAY
	VENEZUELA
South-America	BRAZIL
	CHILE
	PARAGUAY
	PERU
	URUGUAY
	VENEZUELA
Southern Africa	LESOTHO
	MOZAMBIQUE
	SOUTH AFRICA
	SWAZILAND
	ZAMBIA
	ZIMBABWE
Southern Europe	CYPRUS
	GREECE
	ITALY
	MALTA
	PORTUGAL
	SPAIN
	United Kingdom
UNITED KINGDOM	
United States	PUERTO RICO
	UNITED STATES
Western Africa	ANGOLA
	BENIN
	CONGO (REPUBLIC OF)
	COTE D'IVOIRE
	GABON
	GHANA



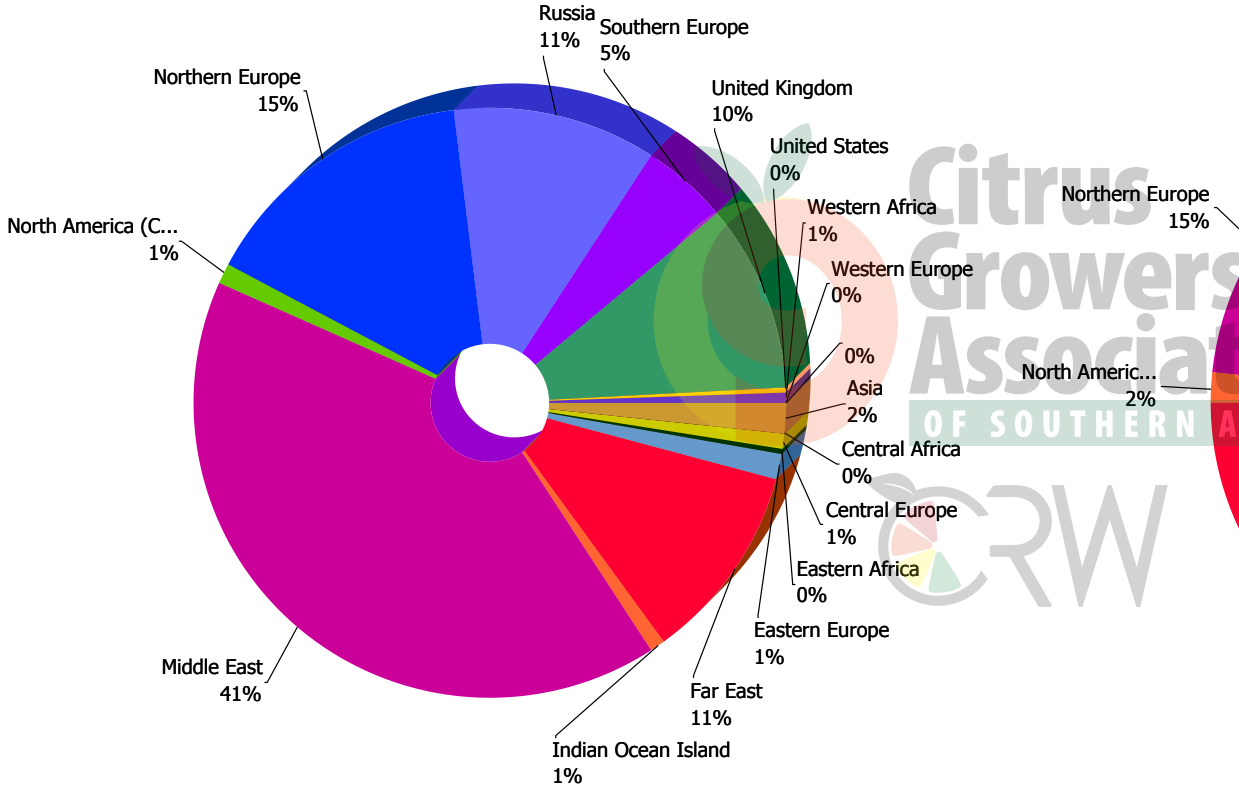
Destination Region Layout

Reporting Region	Country
Western Africa	MAURITANIA
	NAMIBIA
	NIGERIA
	SENEGAL
	SIERRA LEONE
	TOGO
Western Europe	FRANCE

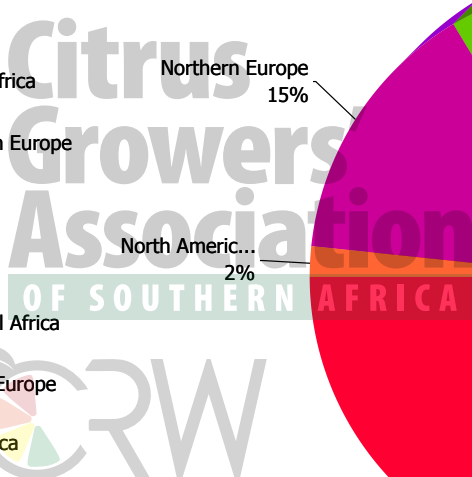
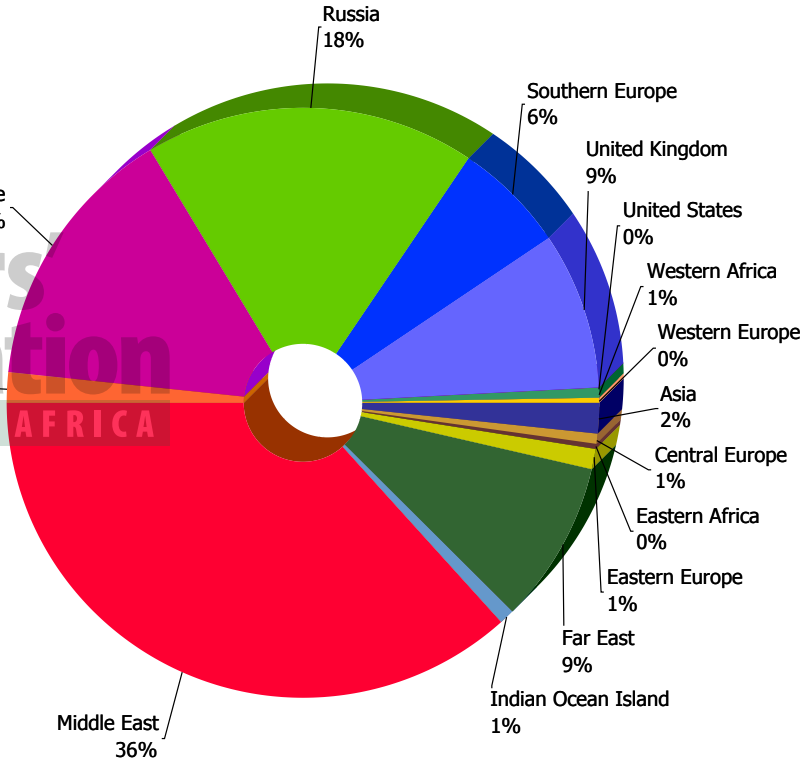


Lemons Exported: Current Season vs Previous Season

Current Season (YTD)

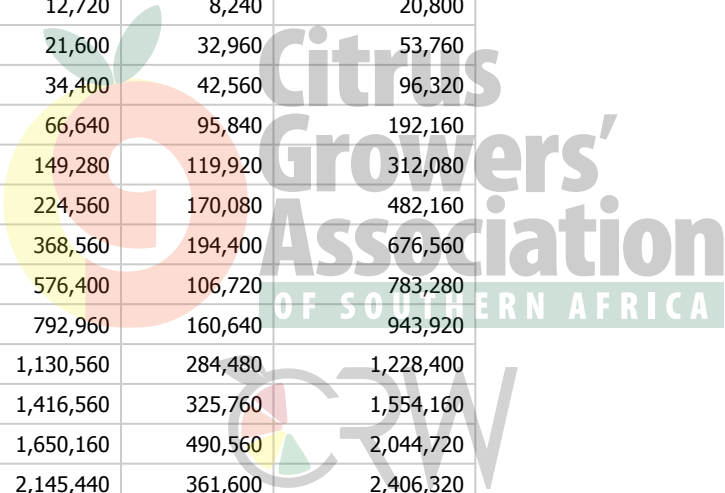


Previous Season (YTD)



Lemons Exported to All Markets: Current Season vs Previous Season

Week	Current Season		Previous Season		2 Seasons Ago	
	Cur Eqv Ctns	Cur Cum Eqv Ctns	Prev Eqv Ctns	Prev Cum Eqv Ctns	Prev Eqv Ctns	Prev Cum Eqv Ctns
1			1,600	1,600		
2			800	2,400	400	400
3	800	800		2,400		400
4		800		2,400	1,600	2,000
5	1,200	2,000		2,400	1,600	3,600
6	800	2,800		2,400	8,960	12,560
7	1,120	3,920	10,320	12,720	8,240	20,800
8	19,680	23,600	8,880	21,600	32,960	53,760
9	14,400	38,000	12,800	34,400	42,560	96,320
10	22,480	60,480	32,240	66,640	95,840	192,160
11	33,840	94,320	82,640	149,280	119,920	312,080
12	74,880	169,200	75,280	224,560	170,080	482,160
13	71,680	240,880	144,000	368,560	194,400	676,560
14	119,440	360,320	207,840	576,400	106,720	783,280
15	107,760	468,080	216,560	792,960	160,640	943,920
16	195,760	663,840	337,600	1,130,560	284,480	1,228,400
17	264,640	928,480	286,000	1,416,560	325,760	1,554,160
18	293,440	1,221,920	233,600	1,650,160	490,560	2,044,720
19	555,412	1,777,332	495,280	2,145,440	361,600	2,406,320
20	440,829	2,218,161	407,760	2,553,200	352,560	2,758,880
21	484,714	2,702,875	546,960	3,100,160	917,920	3,676,800
22	621,733	3,324,608	523,920	3,624,080	546,880	4,223,680
23	622,979	3,947,587	486,640	4,110,720	744,880	4,968,560
24	446,932	4,394,519	548,960	4,659,680	423,440	5,392,000
25	406,105	4,800,624	439,520	5,099,200	327,920	5,719,920
26	356,109	5,156,733	566,560	5,665,760	448,080	6,168,000
27	467,114	5,623,847	520,880	6,186,640	545,520	6,713,520
28	368,646	5,992,493	752,240	6,938,880	542,400	7,255,920
29	633,980	6,626,473	752,400	7,691,280	394,240	7,650,160

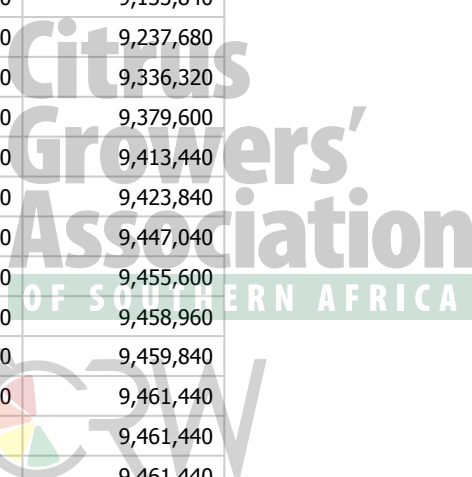


Citrus Growers' Association
 OF SOUTHERN AFRICA

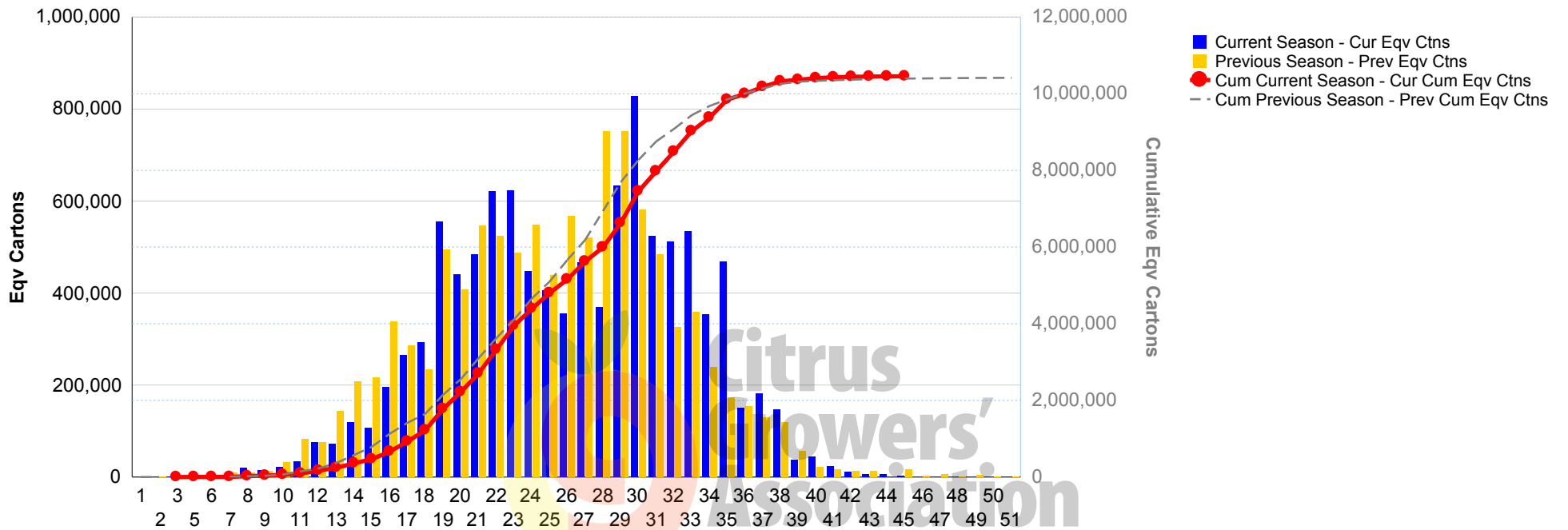
Lemons Exported to All Markets: Current Season vs Previous Season

Week	Current Season		Previous Season		2 Seasons Ago	
	Cur Eqv Ctns	Cur Cum Eqv Ctns	Prev Eqv Ctns	Prev Cum Eqv Ctns	Prev Eqv Ctns	Prev Cum Eqv Ctns
30	828,009	7,454,482	581,680	8,272,960	409,120	8,059,280
31	523,602	7,978,084	483,920	8,756,880	247,440	8,306,720
32	512,345	8,490,429	326,000	9,082,880	175,920	8,482,640
33	534,024	9,024,453	358,320	9,441,200	195,280	8,677,920
34	354,533	9,378,986	238,800	9,680,000	195,920	8,873,840
35	468,422	9,847,408	173,680	9,853,680	140,640	9,014,480
36	149,696	9,997,104	154,240	10,007,920	119,360	9,133,840
37	181,716	10,178,820	130,080	10,138,000	103,840	9,237,680
38	146,071	10,324,892	118,960	10,256,960	98,640	9,336,320
39	37,680	10,362,572	56,560	10,313,520	43,280	9,379,600
40	44,384	10,406,955	22,320	10,335,840	33,840	9,413,440
41	22,815	10,429,770	17,360	10,353,200	10,400	9,423,840
42	12,097	10,441,867	13,200	10,366,400	23,200	9,447,040
43	5,768	10,447,635	13,520	10,379,920	8,560	9,455,600
44	5,280	10,452,915		10,379,920	3,360	9,458,960
45	2,000	10,454,915	15,920	10,395,840	880	9,459,840
46		10,454,915	3,200	10,399,040	1,600	9,461,440
47		10,454,915	6,400	10,405,440		9,461,440
48		10,454,915	1,600	10,407,040		9,461,440
49		10,454,915	4,800	10,411,840	1,040	9,462,480
50		10,454,915	1,600	10,413,440	240	9,462,720
51		10,454,915	640	10,414,080		9,462,720
52		10,454,915		10,414,080		9,462,720
53		10,454,915		10,414,080		9,462,720

16 Nov 2012 8:44:52 AM



Lemons Exported to All Markets: Current Season vs Previous Season



16 Nov 2012 8:44:52 AM

Citrus Growers' Association OF SOUTHERN AFRICA



Lemons Exported to All Markets: Current Season per Week, Variety and Destination

Eqv Ctns by Year, Week, Variety Group and Variety				Asia	Central Africa	Central Europe	Eastern Africa	Eastern Europe	Far East	Indian Ocean Island	Middle East	North America (Canada)	Northern Africa	Northern Europe	Russia	South America	Southern Europe	United Kingdom	United States	Western Africa	Western Europe	Region Total	
2012	3	Lemons	LEMON																		800	800	
		Weekly Total																				800	800
	5	Lemons	EUREKA								1,200												1,200
		Weekly Total									1,200												
	6	Lemons	EUREKA																			800	800
		Weekly Total																				800	800
	7	Variety Group Not Set	LEMONS																			1,120	1,120
		Weekly Total																				1,120	1,120
	8	Lemons	EUREKA								3,680							1,600				1,600	6,880
			LEMON								1,600	11,200											12,800
		Weekly Total									5,280	11,200						1,600					1,600
	9	Lemons	EUREKA									4,800											4,800
			LEMON									6,400				3,200							9,600
		Weekly Total										11,200				3,200							
	10	Lemons	LEMON									14,400					3,200					3,280	22,480
		Weekly Total						1,600				14,400					3,200					3,280	
	11	Lemons	EUREKA								1,840	4,800	1,600			3,200						1,600	13,040
			LEMON							4,800	1,600	9,600				4,800							20,800
		Weekly Total								4,800	3,440	14,400	1,600			8,000						1,600	
	12	Lemons	EUREKA	3,200		1,600						10,160			4,800	10,320							30,080
		LEMON			4,800	1,600			3,200		24,000			1,600	9,600							44,800	
Weekly Total		3,200		6,400	1,600			3,200		34,160			6,400	19,920								74,880	
13	Lemons	EUREKA	1,680		1,600			3,200		1,680	11,440				1,840						1,600	23,040	
		LEMON	1,840		3,200				5,280	1,600	29,600	1,600		1,840	3,680							48,640	
	Weekly Total		3,520		4,800			3,200	5,280	3,280	41,040	1,600		1,840	5,520						1,600		71,680
14	Lemons	EUREKA	6,640							5,040	14,400			8,240								34,320	
		LEMON	3,200		3,200				5,280	1,600	41,920			16,640	11,680				1,600			85,120	
	Weekly Total		9,840		3,200				10,320	1,600	56,320			24,880	11,680				1,600				119,440
15	Lemons	EUREKA	1,840						3,600	1,600	46,320			13,120	13,040			1,600			320	81,440	
		LEMON									16,000			1,600	8,160				560			26,320	
	Weekly Total		1,840						3,600	1,600	62,320			14,720	21,200			1,600	560	320			107,760
16	Lemons	EUREKA	2,880						4,640	400	56,880			3,200	24,960			1,600			800	95,360	
		EUREKA SEEDLESS																			1,600	1,600	
		LEMON	720		1,600				1,600		68,800			3,200	15,200		1,600				1,680	94,400	
	Variety Group Not Set	LEMONS																			4,400	4,400	

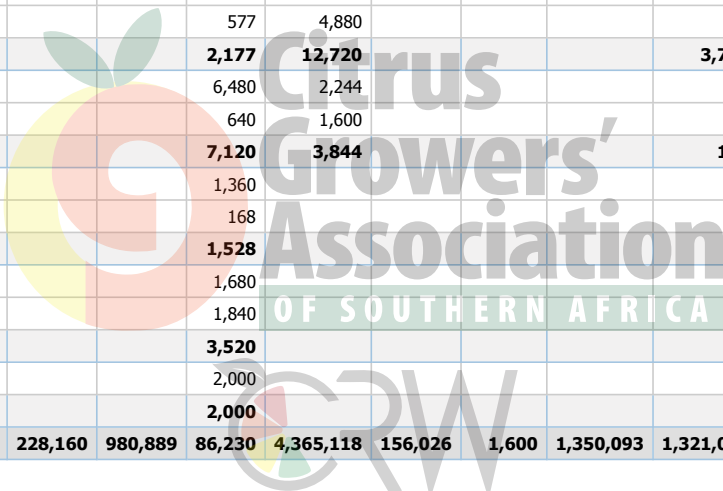
Lemons Exported to All Markets: Current Season per Week, Variety and Destination

Eqv Ctns by Year, Week, Variety Group and Variety				Asia	Central Africa	Central Europe	Eastern Africa	Eastern Europe	Far East	Indian Ocean Island	Middle East	North America (Canada)	Northern Africa	Northern Europe	Russia	South America	Southern Europe	United Kingdom	United States	Western Africa	Western Europe	Region Total		
2012	28	Group Not Set																						
		Weekly Total		10,003		3,200	240	14,160	59,006	640	84,713			69,152	33,680		11,200	82,413			240	368,646		
	29	Lemons	EUREKA		6,400				1,600	50,960		157,606	8,000		19,118	5,840		19,360	21,520		480		290,885	
			EUREKA SEEDLESS									1,600												1,600
			LEMON	4,240	5,120		3,200		8,480	27,549	524	155,877	720		62,238	5,948	1,600	5,040	35,200					315,736
		Variety Group Not Set	LEMONS												21,680		4,080						25,760	
		Weekly Total	4,240	11,520		3,200		10,080	78,509	524	315,083	8,720		81,356	33,468	1,600	28,480	56,720		480		633,980		
	30	Lemons	EUREKA		6,560		1,600			37,760	3,920	206,750	10,080		35,839	5,920		27,360	29,529				365,318	
			LEMON		6,160		4,800		4,160	37,977	960	179,170	11,525		70,730	67,200	3,680	10,080	62,249		4,000		462,691	
		Weekly Total	12,720	6,400		4,160	75,737	4,880	385,920	21,605	106,569	73,120	3,680	37,440	91,778	4,000	828,009							
	31	Lemons	EUREKA		7,360		3,200		5,440	48,320		66,480	8,000		43,340	6,960		17,600	40,000				246,700	
			EUREKA SEEDLESS									320			1,600	640							2,560	
			LEMON		3,360		4,800		20,000	31,360		61,686	1,600	71,937	6,000	17,520	55,840		240			274,342		
		Weekly Total	10,720	8,000		25,440	79,680	128,486	8,000	1,600	116,876	13,600	35,120	95,840	240	523,602								
	32	Lemons	EUREKA		4,800		1,600	80	1,600	22,400		131,040	3,200		21,918	1,920		8,800	20,617		2,400		220,375	
			EUREKA SEEDLESS									2,400											2,400	
			LEMON		3,788			3,200	31,200	1,600	130,028		10,617	66,824		42,313						289,570		
		Weekly Total	8,588	1,600	80	4,800	53,600	1,600	263,468	3,200	32,535	68,744	8,800	62,930	2,400	512,345								
	33	Lemons	EUREKA		4,800		4,800			37,922	480	66,217	1,520		50,303	1,840		19,200	31,440		1,680		220,203	
			EUREKA SEEDLESS												80	320							400	
			LEMON		4,000		4,640			30,814		70,640	1,600	77,492	26,720	24,677	72,679		160			313,422		
		Weekly Total	8,800	9,440		68,736	480	136,857	3,120	127,875	28,880	43,877	104,119	1,840	534,024									
	34	Lemons	EUREKA		2,400		1,600		1,600	14,560	1,600	86,233	5,200		24,560			6,400	12,720		640		157,513	
			LEMON		3,200		3,200		1,600	23,200	2,080	70,824	2,800		34,995	26,560		9,600	18,960				197,020	
		Weekly Total	5,600	4,800		3,200	37,760	3,680	157,058	8,000	59,555	26,560	16,000	31,680	640	354,533								
	35	Lemons	EUREKA					1,840	19,040		87,680	4,800		21,097	2,080		11,200	26,719				174,456		
			LEMON		3,200		3,970		1,600	17,840	2,400	108,163		38,323	63,520	18,160	35,110		1,680			293,966		
		Weekly Total	3,200	3,970		3,440	36,880	2,400	195,843	4,800	59,420	65,600	29,360	61,829	1,680	468,422								
36	Lemons	EUREKA		4,800		1,600		4,800	880	16,640	1,600		13,440	9,760		5,760	9,920				69,200			
		LEMON		891		4,000		17,040		9,854		16,711	2,640	17,600	11,760						80,496			
	Weekly Total	5,691	5,600		21,840	880	26,494	1,600	30,151	12,400	23,360	21,680	149,696											
37	Lemons	EUREKA		1,040		1,600		8,240	3,200	59,676			15,280	10,080		4,800	10,400		1,440		115,756			
		LEMON		1,600			1,600	4,800	1,600	26,080		12,320	7,760		9,360	840				65,960				
	Weekly Total	2,640	1,600		1,600	13,040	4,800	85,756	27,600	17,840	4,800	19,760	2,280	181,716										

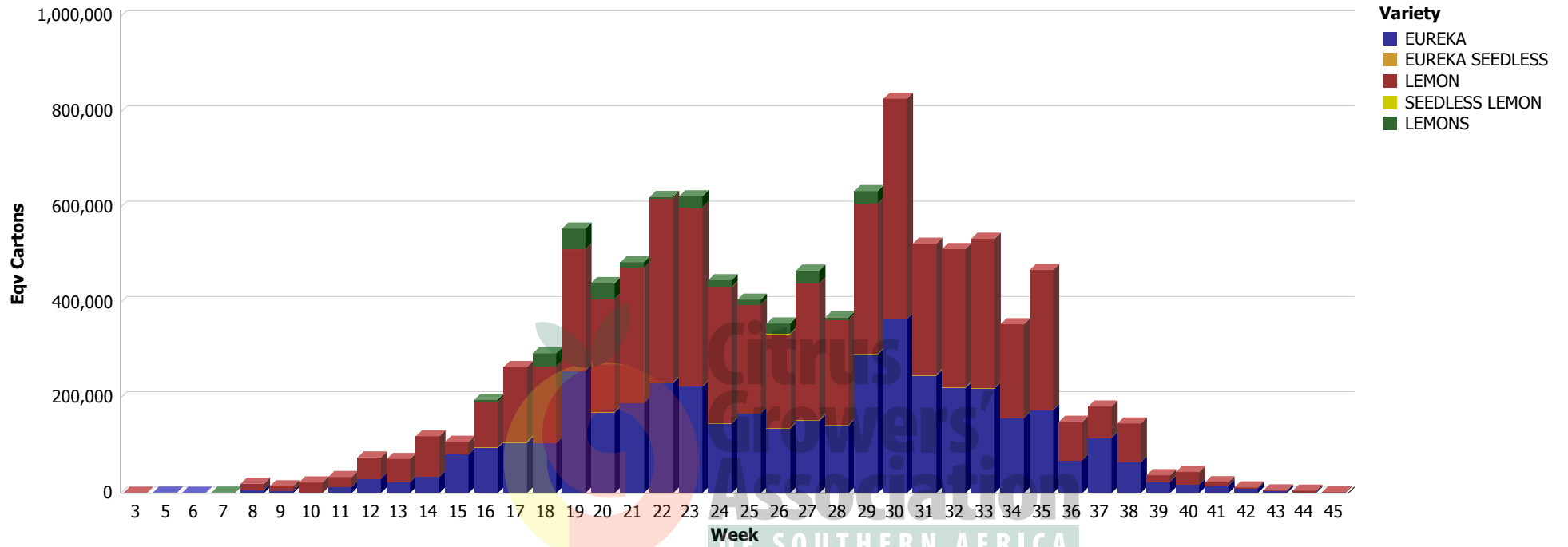
Lemons Exported to All Markets: Current Season per Week, Variety and Destination

Eqv Ctns by Year, Week, Variety Group and Variety				Asia	Central Africa	Central Europe	Eastern Africa	Eastern Europe	Far East	Indian Ocean Island	Middle East	North America (Canada)	Northern Africa	Northern Europe	Russia	South America	Southern Europe	United Kingdom	United States	Western Africa	Western Europe	Region Total		
2012	38	Lemons	EUREKA						3,200	1,840	42,296	6,400		6,223	960		80	4,030					65,028	
			LEMON		820					3,200	3,600	19,728	2,800		4,236	21,280		18,480	4,419		1,360	1,120	81,043	
		Weekly Total		820					6,400	5,440	62,024	9,200		10,459	22,240		18,560	8,449		1,360	1,120	146,071		
	39	Lemons	EUREKA		3,200			160		6,400	6,800	4,720			800							1,600		23,680
			LEMON								1,680	4,320	1,600			3,200			3,200					14,000
		Weekly Total		3,200			160		6,400	8,480	9,040	1,600		800	3,200			3,200		1,600			37,680	
	40	Lemons	EUREKA		1,040					3,200		11,512				160			1,600		232			17,744
			LEMON								400	19,360				4,960			240		1,680			26,640
		Weekly Total		1,040					3,200	400	30,872				5,120			1,840		1,912			44,384	
	41	Lemons	EUREKA								1,600	7,840				3,760						2,557		15,757
			LEMON				1,600				577	4,880												7,057
		Weekly Total				1,600				2,177	12,720				3,760							2,557		22,815
	42	Lemons	EUREKA								6,480	2,244										973		9,697
			LEMON								640	1,600				160								2,400
		Weekly Total								7,120	3,844				160							973		12,097
	43	Lemons	EUREKA		3,200						1,360											480		5,040
			LEMON								168											560		728
		Weekly Total		3,200							1,528											1,040		5,768
	44	Lemons	EUREKA								1,680											80		1,760
			LEMON								1,840											1,680		3,520
		Weekly Total									3,520											1,760		5,280
45	Lemons	LEMON								2,000													2,000	
		Weekly Total									2,000													2,000
Total				4,240	229,488	141	161,569	5,280	228,160	980,889	86,230	4,365,118	156,026	1,600	1,350,093	1,321,075	5,280	408,359	1,083,822	4,160	61,315	2,073	10,454,915	

16 Nov 2012 8:44:52 AM



Lemons Exported to All Markets: Current Season per Week and Variety


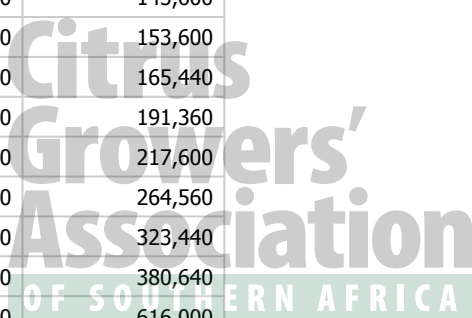


16 Nov 2012 8:44:52 AM



Lemons Exported to Northern Europe: Current Season vs Previous Season

Week	Current Season		Previous Season		2 Seasons Ago	
	Cur Eqv Ctns	Cur Cum Eqv Ctns	Prev Eqv Ctns	Prev Cum Eqv Ctns	Prev Eqv Ctns	Prev Cum Eqv Ctns
7			6,400	6,400	3,200	3,200
8	1,600	1,600	3,200	9,600	6,400	9,600
9					16,000	25,600
10			6,400	16,000	20,800	46,400
11			14,400	30,400	42,000	88,400
12	6,400	8,000	16,080	46,480	30,880	119,280
13	1,840	9,840	5,040	51,520	26,320	145,600
14	24,880	34,720	20,080	71,600	8,000	153,600
15	14,720	49,440	1,600	73,200	11,840	165,440
16	6,400	55,840	22,960	96,160	25,920	191,360
17	25,280	81,120	20,880	117,040	26,240	217,600
18	3,760	84,880	24,400	141,440	46,960	264,560
19	46,065	130,945	16,640	158,080	58,880	323,440
20	41,200	172,145	46,160	204,240	57,200	380,640
21	54,645	226,791	80,240	284,480	235,360	616,000
22	68,887	295,678	72,480	356,960	100,800	716,800
23	42,245	337,922	89,200	446,160	169,840	886,640
24	78,111	416,033	68,160	514,320	77,440	964,080
25	59,692	475,725	94,800	609,120	75,360	1,039,440
26	58,000	533,725	105,840	714,960	58,240	1,097,680
27	94,021	627,746	63,360	778,320	82,320	1,180,000
28	69,152	696,898	153,840	932,160	90,800	1,270,800
29	81,356	778,254	135,760	1,067,920	61,600	1,332,400
30	106,569	884,823	89,360	1,157,280	70,720	1,403,120
31	116,876	1,001,699	114,640	1,271,920	38,400	1,441,520
32	32,535	1,034,234	50,960	1,322,880	28,080	1,469,600
33	127,875	1,162,108	71,200	1,394,080	56,560	1,526,160
34	59,555	1,221,663	52,720	1,446,800	38,800	1,564,960
35	59,420	1,281,083	21,840	1,468,640	42,800	1,607,760



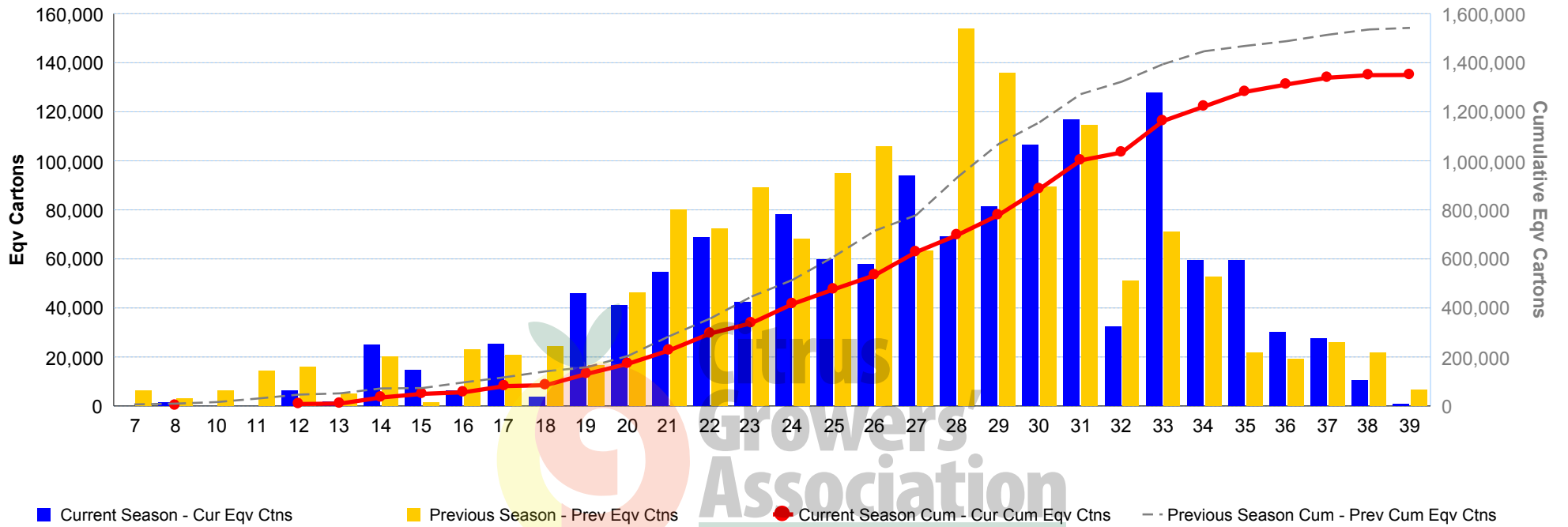
Lemons Exported to Northern Europe: Current Season vs Previous Season

Week	Current Season		Previous Season		2 Seasons Ago	
	Cur Eqv Ctns	Cur Cum Eqv Ctns	Prev Eqv Ctns	Prev Cum Eqv Ctns	Prev Eqv Ctns	Prev Cum Eqv Ctns
36	30,151	1,311,234	19,200	1,487,840	10,880	1,618,640
37	27,600	1,338,834	26,080	1,513,920	26,880	1,645,520
38	10,459	1,349,293	21,680	1,535,600	7,280	1,652,800
39	800	1,350,093	6,720	1,542,320	4,800	1,657,600

16 Nov 2012 8:44:52 AM



Lemons Exported to Northern Europe: Current Season vs Previous Season

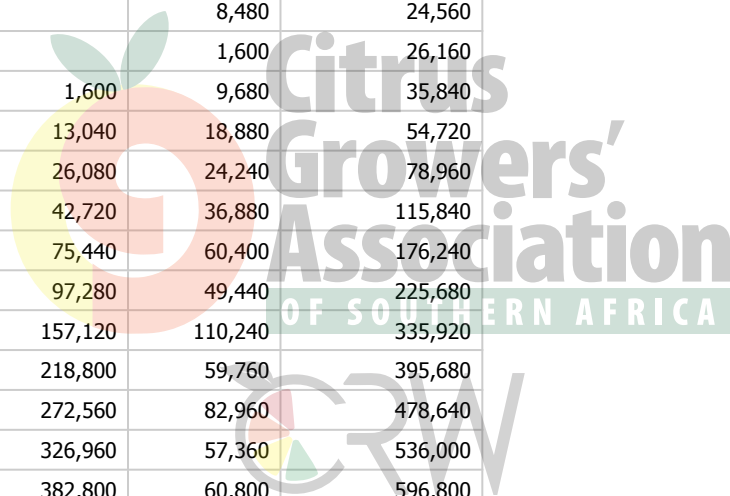


16 Nov 2012 8:44:52 AM



Lemons Exported to the UK: Current Season vs Previous Season

Week	Current Season		Previous Season		2 Seasons Ago	
	Cur Eqv Ctns	Cur Cum Eqv Ctns	Prev Eqv Ctns	Prev Cum Eqv Ctns	Prev Eqv Ctns	Prev Cum Eqv Ctns
7					3,200	3,200
8					1,600	4,800
9					1,600	6,400
10					3,120	9,520
11					5,040	14,560
12					1,520	16,080
13					8,480	24,560
14					1,600	26,160
15	1,600	1,600	1,600	1,600	9,680	35,840
16	1,600	3,200	11,440	13,040	18,880	54,720
17	14,160	17,360	13,040	26,080	24,240	78,960
18	1,760	19,120	16,640	42,720	36,880	115,840
19	35,360	54,480	32,720	75,440	60,400	176,240
20	35,398	89,878	21,840	97,280	49,440	225,680
21	50,949	140,828	59,840	157,120	110,240	335,920
22	48,295	189,122	61,680	218,800	59,760	395,680
23	49,201	238,323	53,760	272,560	82,960	478,640
24	43,172	281,495	54,400	326,960	57,360	536,000
25	39,922	321,418	55,840	382,800	60,800	596,800
26	25,200	346,618	78,800	461,600	75,920	672,720
27	87,655	434,273	47,440	509,040	57,520	730,240
28	80,813	515,086	73,600	582,640	92,400	822,640
29	56,720	571,806	72,080	654,720	62,960	885,600
30	91,778	663,584	52,800	707,520	72,160	957,760
31	95,840	759,424	32,320	739,840	43,600	1,001,360
32	62,930	822,354	31,760	771,600	19,200	1,020,560
33	104,119	926,473	40,000	811,600	36,720	1,057,280
34	31,680	958,153	35,920	847,520	34,560	1,091,840
35	60,946	1,019,099	13,040	860,560	30,080	1,121,920



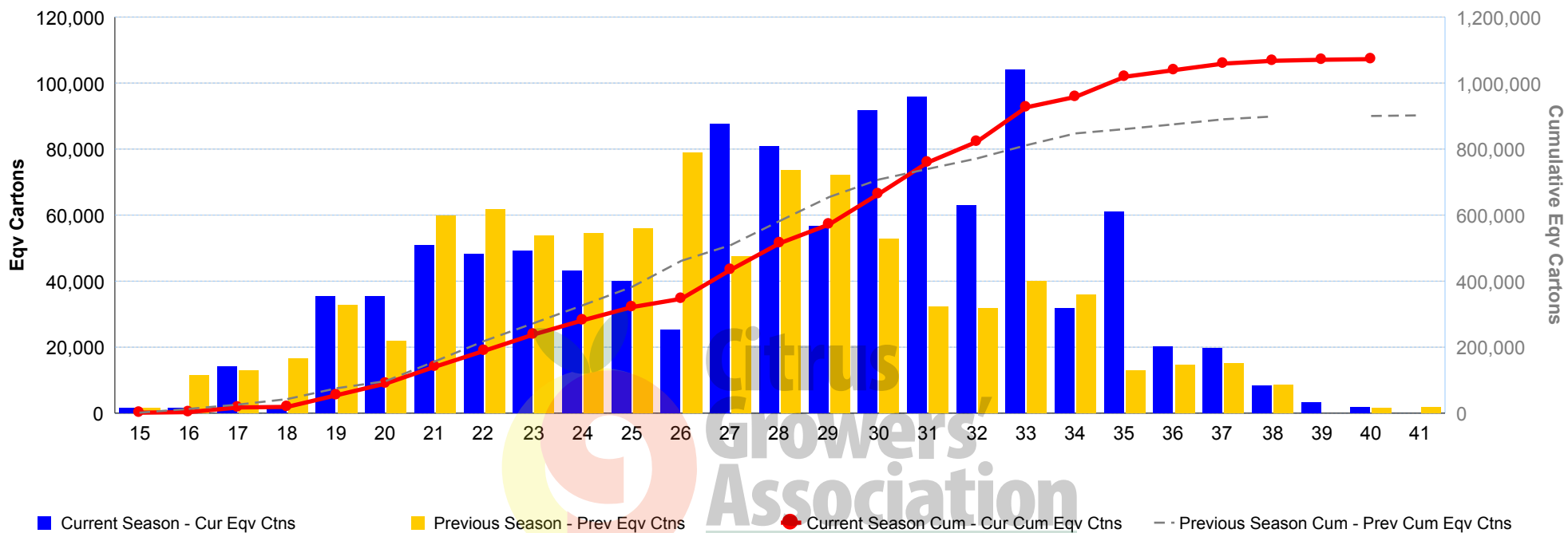
Lemons Exported to the UK: Current Season vs Previous Season

Week	Current Season		Previous Season		2 Seasons Ago	
	Cur Eqv Ctns	Cur Cum Eqv Ctns	Prev Eqv Ctns	Prev Cum Eqv Ctns	Prev Eqv Ctns	Prev Cum Eqv Ctns
36	20,080	1,039,179	14,560	875,120	22,400	1,144,320
37	19,760	1,058,939	15,120	890,240	10,320	1,154,640
38	8,449	1,067,388	8,480	898,720	16,800	1,171,440
39	3,200	1,070,588			1,600	1,173,040
40	1,840	1,072,428	1,600	900,320	1,600	1,174,640
41			1,840	902,160		

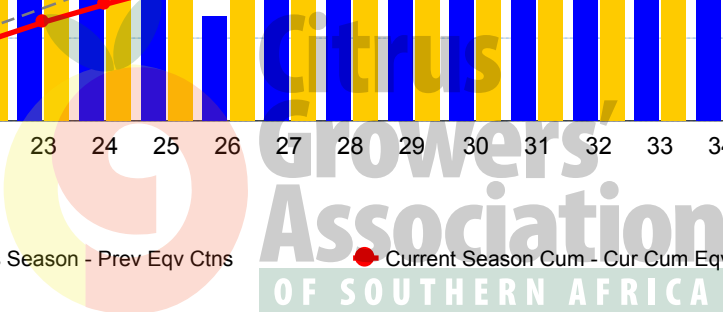
16 Nov 2012 8:44:52 AM



Lemons Exported to the UK: Current Season vs Previous Season

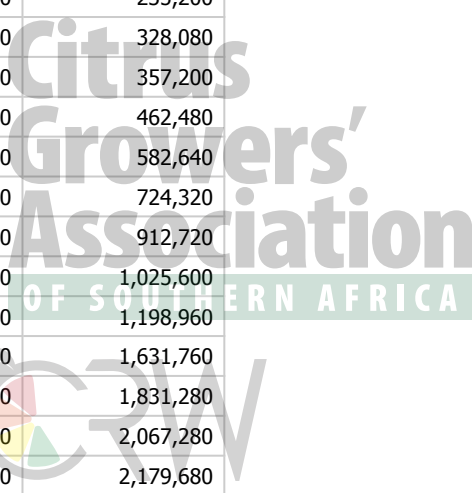


16 Nov 2012 8:44:52 AM



Lemons Exported to the Middle East: Current Season vs Previous Season

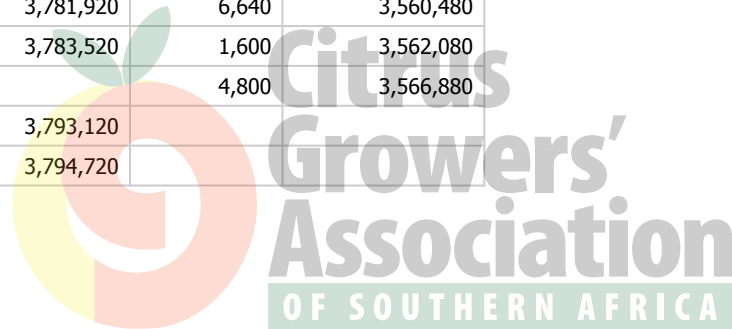
Week	Current Season		Previous Season		2 Seasons Ago	
	Cur Eqv Ctns	Cur Cum Eqv Ctns	Prev Eqv Ctns	Prev Cum Eqv Ctns	Prev Eqv Ctns	Prev Cum Eqv Ctns
6					8,960	8,960
7			1,600	1,600	1,840	10,800
8	11,200	11,200	3,200	4,800	16,960	27,760
9	11,200	22,400	9,600	14,400	8,800	36,560
10	14,400	36,800	17,600	32,000	57,680	94,240
11	14,400	51,200	44,320	76,320	50,160	144,400
12	34,160	85,360	35,120	111,440	90,800	235,200
13	41,040	126,400	83,600	195,040	92,880	328,080
14	56,320	182,720	51,360	246,400	29,120	357,200
15	62,320	245,040	162,240	408,640	105,280	462,480
16	125,680	370,720	126,720	535,360	120,160	582,640
17	79,440	450,160	107,840	643,200	141,680	724,320
18	201,040	651,200	126,880	770,080	188,400	912,720
19	261,537	912,737	170,080	940,160	112,880	1,025,600
20	160,749	1,073,485	138,640	1,078,800	173,360	1,198,960
21	208,037	1,281,522	220,400	1,299,200	432,800	1,631,760
22	276,966	1,558,488	153,440	1,452,640	199,520	1,831,280
23	324,051	1,882,539	120,720	1,573,360	236,000	2,067,280
24	149,280	2,031,819	196,080	1,769,440	112,400	2,179,680
25	155,284	2,187,103	177,600	1,947,040	80,080	2,259,760
26	137,953	2,325,056	236,880	2,183,920	138,320	2,398,080
27	102,523	2,427,579	224,320	2,408,240	239,200	2,637,280
28	76,713	2,504,292	261,680	2,669,920	167,600	2,804,880
29	311,883	2,816,174	279,280	2,949,200	185,920	2,990,800
30	379,520	3,195,694	239,920	3,189,120	102,000	3,092,800
31	126,886	3,322,580	200,240	3,389,360	88,000	3,180,800
32	261,308	3,583,888	88,240	3,477,600	41,840	3,222,640
33	133,657	3,717,545	89,120	3,566,720	52,400	3,275,040
34	154,498	3,872,043	49,920	3,616,640	51,440	3,326,480



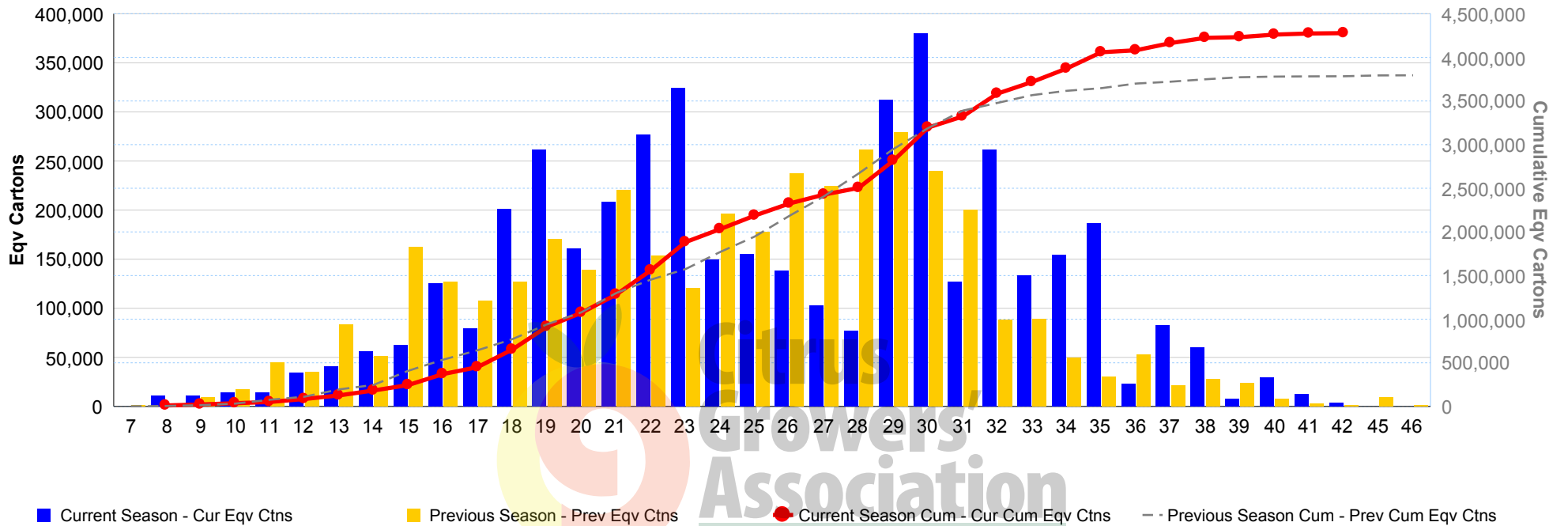
Lemons Exported to the Middle East: Current Season vs Previous Season

Week	Current Season		Previous Season		2 Seasons Ago	
	Cur Eqv Ctns	Cur Cum Eqv Ctns	Prev Eqv Ctns	Prev Cum Eqv Ctns	Prev Eqv Ctns	Prev Cum Eqv Ctns
35	186,483	4,058,525	30,240	3,646,880	33,200	3,359,680
36	22,734	4,081,259	53,040	3,699,920	51,200	3,410,880
37	82,316	4,163,575	21,200	3,721,120	38,480	3,449,360
38	60,264	4,223,839	27,520	3,748,640	55,360	3,504,720
39	7,680	4,231,519	23,440	3,772,080	22,880	3,527,600
40	29,272	4,260,791	7,360	3,779,440	26,240	3,553,840
41	12,720	4,273,511	2,480	3,781,920	6,640	3,560,480
42	3,844	4,277,355	1,600	3,783,520	1,600	3,562,080
43					4,800	3,566,880
45			9,600	3,793,120		
46			1,600	3,794,720		


16 Nov 2012 8:44:52 AM



Lemons Exported to the Middle East: Current Season vs Previous Season

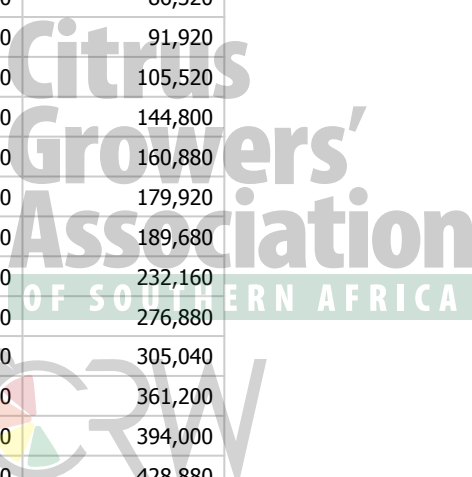


16 Nov 2012 8:44:52 AM



Lemons Exported to the Far East: Current Season vs Previous Season

Week	Current Season		Previous Season		2 Seasons Ago	
	Cur Eqv Ctns	Cur Cum Eqv Ctns	Prev Eqv Ctns	Prev Cum Eqv Ctns	Prev Eqv Ctns	Prev Cum Eqv Ctns
8					3,200	3,200
9					9,600	12,800
10			3,440	3,440	3,200	16,000
11	5,040	5,040	10,080	13,520	10,560	26,560
12	3,200	8,240	4,800	18,320	22,000	48,560
13	5,280	13,520	36,720	55,040	31,360	79,920
14	10,320	23,840	21,040	76,080	6,400	86,320
15	3,600	27,440	20,880	96,960	5,600	91,920
16	6,240	33,680	24,240	121,200	13,600	105,520
17	34,400	68,080	24,000	145,200	39,280	144,800
18	30,080	98,160	29,440	174,640	16,080	160,880
19	66,523	164,683	22,560	197,200	19,040	179,920
20	37,788	202,471	30,960	228,160	9,760	189,680
21	36,718	239,189	51,440	279,600	42,480	232,160
22	53,955	293,144	39,360	318,960	44,720	276,880
23	48,134	341,278	32,800	351,760	28,160	305,040
24	33,352	374,630	36,240	388,000	56,160	361,200
25	36,091	410,721	38,880	426,880	32,800	394,000
26	43,131	453,852	36,960	463,840	34,880	428,880
27	48,676	502,528	46,080	509,920	39,680	468,560
28	62,606	565,134	62,240	572,160	65,200	533,760
29	90,749	655,883	51,520	623,680	31,040	564,800
30	85,567	741,450	66,800	690,480	27,600	592,400
31	89,520	830,970	36,400	726,880	12,000	604,400
32	60,320	891,290	17,120	744,000	14,480	618,880
33	77,536	968,826	43,760	787,760	11,920	630,800
34	45,920	1,014,746	22,880	810,640	10,000	640,800
35	49,440	1,064,186	20,800	831,440	11,600	652,400
36	30,640	1,094,826	27,200	858,640	6,400	658,800



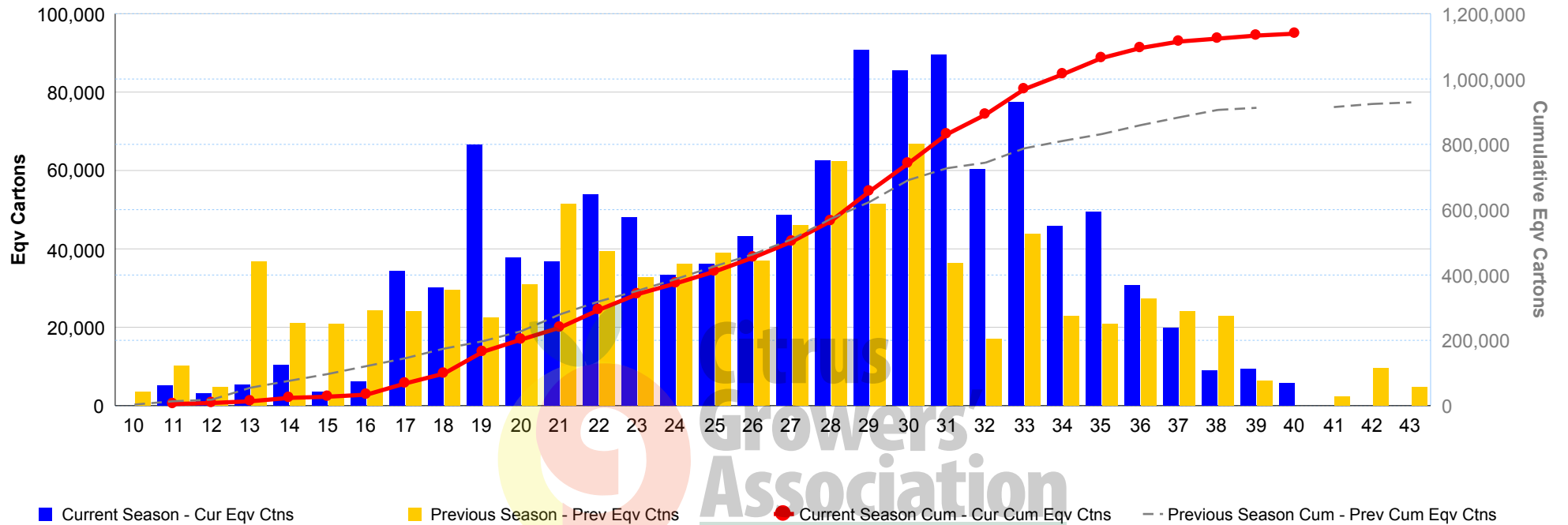
Lemons Exported to the Far East: Current Season vs Previous Season

Week	Current Season		Previous Season		2 Seasons Ago	
	Cur Eqv Ctns	Cur Cum Eqv Ctns	Prev Eqv Ctns	Prev Cum Eqv Ctns	Prev Eqv Ctns	Prev Cum Eqv Ctns
37	19,920	1,114,746	24,000	882,640	8,480	667,280
38	8,980	1,123,726	22,800	905,440	4,800	672,080
39	9,360	1,133,086	6,400	911,840	4,800	676,880
40	5,840	1,138,926			1,600	678,480
41			2,320	914,160		
42			9,600	923,760		
43			4,800	928,560		

16 Nov 2012 8:44:52 AM



Lemons Exported to the Far East: Current Season vs Previous Season

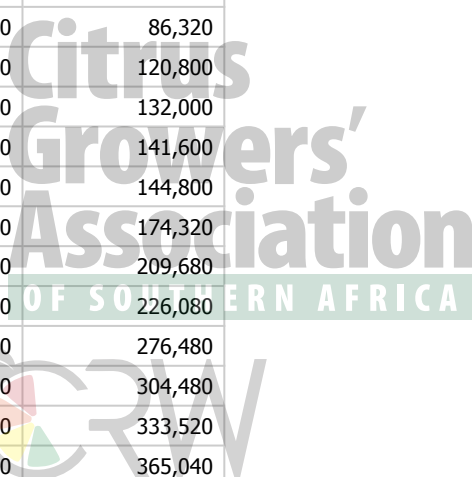


16 Nov 2012 8:44:52 AM



Lemons Exported to Hong Kong: Current Season vs Previous Season

Week	Current Season		Previous Season		2 Seasons Ago	
	Cur Eqv Ctns	Cur Cum Eqv Ctns	Prev Eqv Ctns	Prev Cum Eqv Ctns	Prev Eqv Ctns	Prev Cum Eqv Ctns
8					3,200	3,200
9					8,000	11,200
10					3,200	14,400
11	3,440	3,440	6,880	6,880	10,560	24,960
12			3,200	10,080	18,800	43,760
13	5,280	8,720	31,920	42,000	21,760	65,520
14	5,280	14,000	16,080	58,080	6,400	71,920
15	160	14,160	16,080	74,160	1,600	73,520
16	1,840	16,000	22,640	96,800	12,800	86,320
17	24,800	40,800	22,480	119,280	34,480	120,800
18	11,680	52,480	23,040	142,320	11,200	132,000
19	45,720	98,200	17,200	159,520	9,600	141,600
20	18,110	116,310	22,560	182,080	3,200	144,800
21	14,640	130,950	41,840	223,920	29,520	174,320
22	37,155	168,104	29,440	253,360	35,360	209,680
23	26,779	194,884	24,880	278,240	16,400	226,080
24	17,280	212,164	21,840	300,080	50,400	276,480
25	26,091	238,255	24,640	324,720	28,000	304,480
26	18,568	256,823	20,480	345,200	29,040	333,520
27	37,847	294,670	29,040	374,240	31,520	365,040
28	55,326	349,996	42,480	416,720	49,920	414,960
29	66,992	416,988	28,800	445,520	23,200	438,160
30	58,803	475,791	41,120	486,640	19,200	457,360
31	64,320	540,111	16,000	502,640	8,240	465,600
32	46,160	586,271	10,640	513,280	12,880	478,480
33	48,400	634,671	24,240	537,520	11,440	489,920
34	29,200	663,871	16,000	553,520	9,600	499,520
35	28,640	692,511	12,800	566,320	11,200	510,720
36	20,240	712,751	17,600	583,920	6,400	517,120
37	9,840	722,591	20,800	604,720	4,800	521,920
38	6,400	728,991	14,320	619,040	4,800	526,720



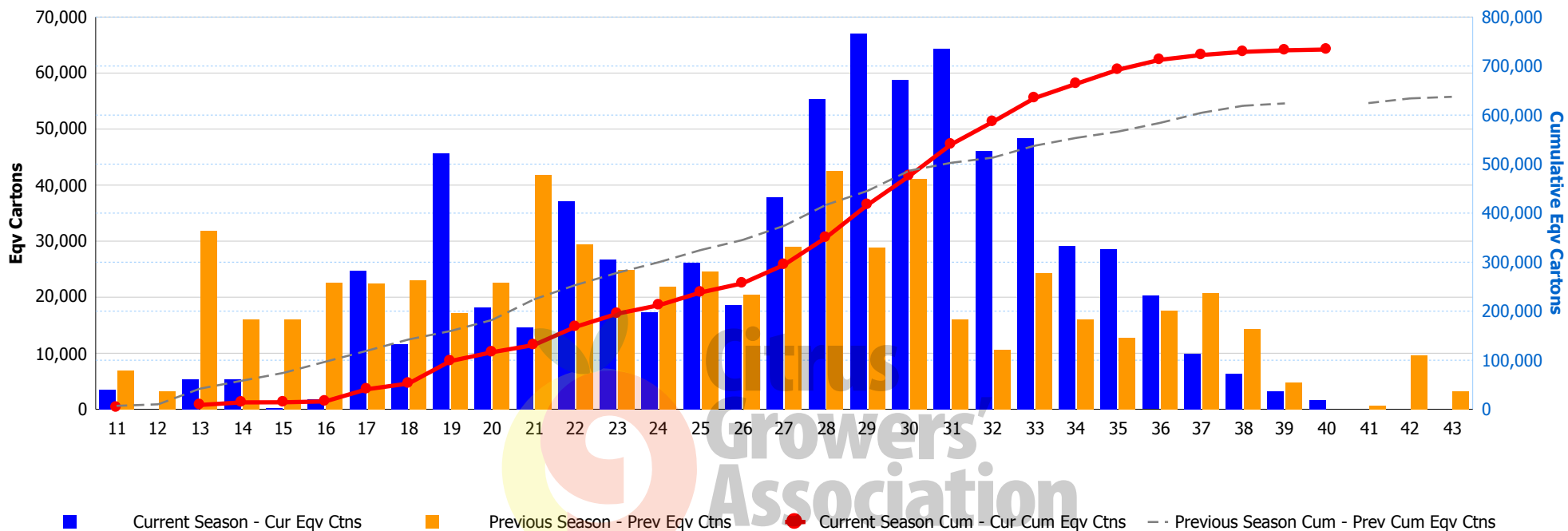
Lemons Exported to Hong Kong: Current Season vs Previous Season

Week	Current Season		Previous Season		2 Seasons Ago	
	Cur Eqv Ctns	Cur Cum Eqv Ctns	Prev Eqv Ctns	Prev Cum Eqv Ctns	Prev Eqv Ctns	Prev Cum Eqv Ctns
39	3,200	732,191	4,800	623,840	1,600	528,320
40	1,600	733,791			1,600	529,920
41			640	624,480		
42			9,600	634,080		
43			3,200	637,280		

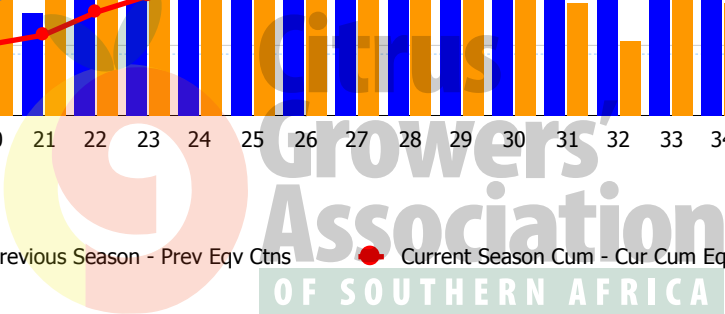
16 Nov 2012 8:44:52 AM



Lemons Exported to Hong Kong: Current Season vs Previous Season



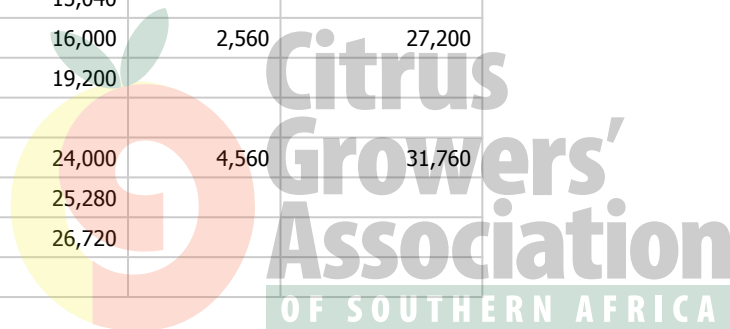
16 Nov 2012 8:44:52 AM



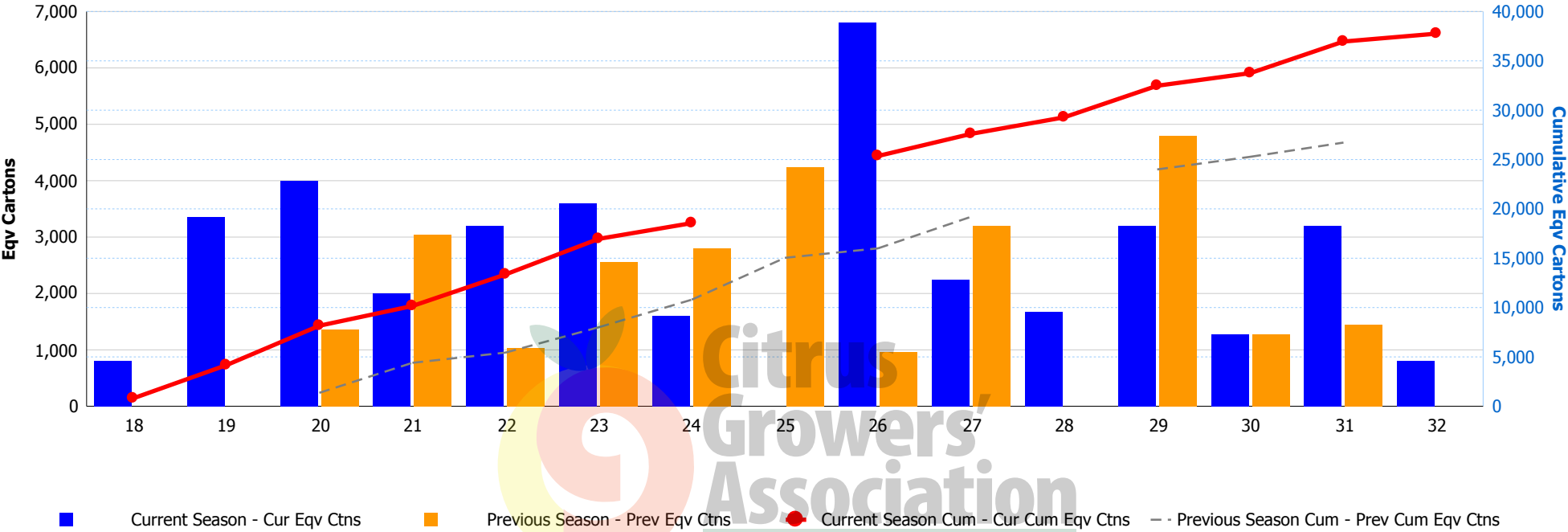
Lemons Exported to Japan Current Season vs Previous Season

Week	Current Season		Previous Season		2 Seasons Ago	
	Cur Eqv Ctns	Cur Cum Eqv Ctns	Prev Eqv Ctns	Prev Cum Eqv Ctns	Prev Eqv Ctns	Prev Cum Eqv Ctns
18	800	800				
19	3,360	4,160			7,840	7,840
20	4,000	8,160	1,360	1,360	3,360	11,200
21	2,000	10,160	3,040	4,400	4,960	16,160
22	3,200	13,360	1,040	5,440		
23	3,600	16,960	2,560	8,000	8,480	24,640
24	1,600	18,560	2,800	10,800		
25			4,240	15,040		
26	6,800	25,360	960	16,000	2,560	27,200
27	2,240	27,600	3,200	19,200		
28	1,680	29,280				
29	3,200	32,480	4,800	24,000	4,560	31,760
30	1,280	33,760	1,280	25,280		
31	3,200	36,960	1,440	26,720		
32	800	37,760				

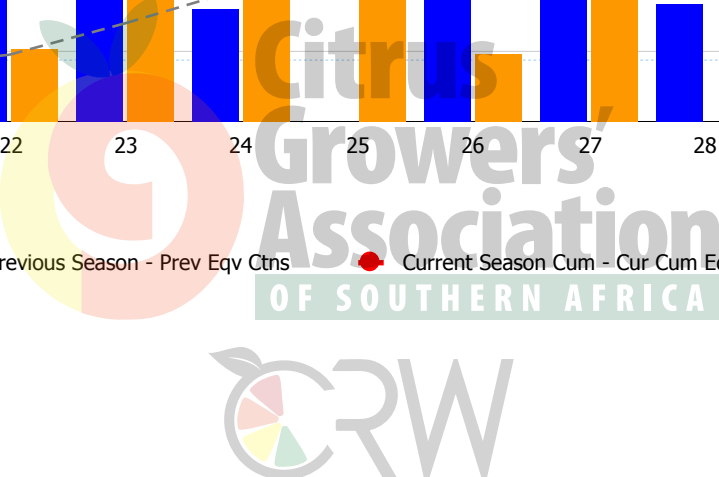
16 Nov 2012 8:44:52 AM



Lemons Exported to Japan Current Season vs Previous Season

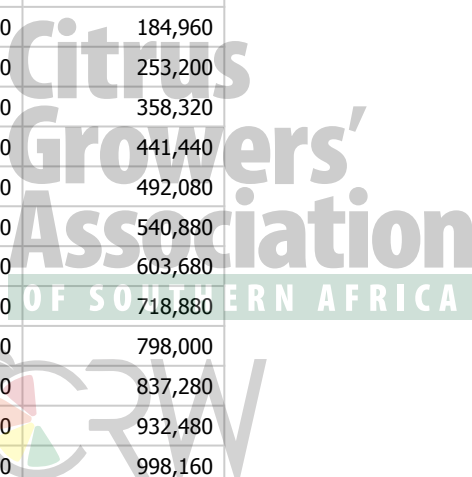


16 Nov 2012 8:44:52 AM



Lemons Exported to Russia Current Season vs Previous Season

Week	Current Season		Previous Season		2 Seasons Ago	
	Cur Eqv Ctns	Cur Cum Eqv Ctns	Prev Eqv Ctns	Prev Cum Eqv Ctns	Prev Eqv Ctns	Prev Cum Eqv Ctns
8					1,600	1,600
9	3,200	3,200				
10	3,200	6,400				
11	8,000	14,400	3,680	3,680	7,360	8,960
12	19,920	34,320	11,040	14,720	17,680	26,640
13	5,520	39,840			11,200	37,840
14	11,680	51,520	69,200	83,920	51,920	89,760
15	21,200	72,720	22,240	106,160	11,680	101,440
16	40,160	112,880	116,160	222,320	83,520	184,960
17	85,440	198,320	99,440	321,760	68,240	253,200
18	38,160	236,480	24,960	346,720	105,120	358,320
19	90,880	327,360	214,640	561,360	83,120	441,440
20	117,120	444,480	147,600	708,960	50,640	492,080
21	90,064	534,544	103,280	812,240	48,800	540,880
22	106,492	641,036	164,800	977,040	62,800	603,680
23	36,227	677,263	95,920	1,072,960	115,200	718,880
24	87,038	764,301	126,400	1,199,360	79,120	798,000
25	74,800	839,101	38,640	1,238,000	39,280	837,280
26	33,921	873,022	40,320	1,278,320	95,200	932,480
27	39,680	912,702	89,440	1,367,760	65,680	998,160
28	33,680	946,382	62,480	1,430,240	77,680	1,075,840
29	33,468	979,850	121,280	1,551,520	18,480	1,094,320
30	73,120	1,052,970	64,720	1,616,240	93,760	1,188,080
31	13,600	1,066,570	33,760	1,650,000	39,360	1,227,440
32	68,744	1,135,315	59,120	1,709,120	58,880	1,286,320
33	28,880	1,164,195	49,680	1,758,800	19,760	1,306,080
34	26,560	1,190,755	17,600	1,776,400	53,120	1,359,200
35	65,600	1,256,355	52,000	1,828,400	8,960	1,368,160
36	12,400	1,268,755	18,800	1,847,200	20,320	1,388,480
37	17,840	1,286,595	14,080	1,861,280	12,240	1,400,720
38	22,240	1,308,835	15,280	1,876,560	4,800	1,405,520



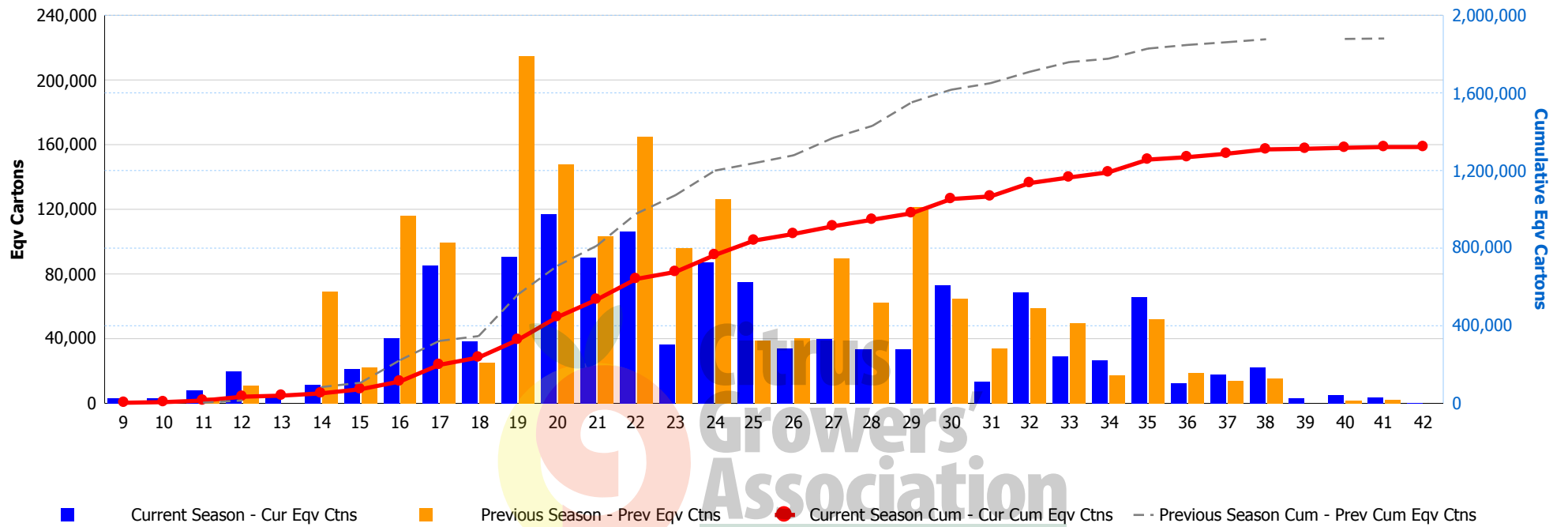
Lemons Exported to Russia Current Season vs Previous Season

Week	Current Season		Previous Season		2 Seasons Ago	
	Cur Eqv Ctns	Cur Cum Eqv Ctns	Prev Eqv Ctns	Prev Cum Eqv Ctns	Prev Eqv Ctns	Prev Cum Eqv Ctns
39	3,200	1,312,035			4,560	1,410,080
40	5,120	1,317,155	1,600	1,878,160	800	1,410,880
41	3,760	1,320,915	2,240	1,880,400	2,480	1,413,360
42	160	1,321,075				

16 Nov 2012 8:44:52 AM



Lemons Exported to Russia Current Season vs Previous Season



16 Nov 2012 8:44:52 AM

