



Citrus Marketing Forum



23 May 2013

Contacts:

John Edmonds Tel: (031) 765-2514; E-mail: johne@cga.co.za
Gloria Smail Tel: (031) 765-2514; E-mail: gloria@cga.co.za

For Reference:

Product	Standard Carton Mass	# of Cartons per Pallet
Grapefruit	17 kg	56
Lemons	15 kg	80
Oranges - Navels	15 kg	70
Oranges - Valencias	15 kg	80
Soft Citrus	15 kg	70

Destination Region Layout

Reporting Region	Country
Africa	ALGERIA
	ANGOLA
	BENIN
	BOTSWANA
	BURUNDI
	CAMEROON
	CAPE VERDE
	CONGO (REPUBLIC OF)
	COTE D'IVOIRE
	DEMOCRATIC REP OF CONGO
	DJIBOUTI
	EGYPT
	EQUATORIAL GUINEA
	ETHIOPIA
	GABON
	GHANA
	KENYA
	LESOTHO
	LIBYAN ARAB JAMAHIRIYA
	MALAWI
	MAURITANIA
	MOROCCO
	MOZAMBIQUE
	NAMIBIA
	NIGERIA
	SAO TOME AND PRINCIPE
	SENEGAL
	SIERRA LEONE
	SOMALIA
	SOUTH AFRICA
ST HELENA	

Reporting Region	Country
Middle East	AZERBAIJAN
	BAHRAIN
	IRAN (ISLAMIC REPUBLIC OF)
	ISRAEL
	JORDAN
	KUWAIT
	LEBANON
	OMAN
	PAKISTAN
	QATAR
	SAUDI ARABIA
	SYRIAN ARAB REPUBLIC
	TURKEY
	UNITED ARAB EMIRATES
	UZBEKISTAN
	YEMEN
New Zealand	NEW ZEALAND
North America (Canada)	CANADA
	MEXICO
Northern Africa	EGYPT
	LIBYAN ARAB JAMAHIRIYA
	MOROCCO
	TUNISIA
Northern Europe	BELGIUM
	DENMARK
	FINLAND
	GERMANY
	NETHERLANDS
	NORWAY
Russia	RUSSIAN FEDERATION
South America	BRAZIL



Destination Region Layout

Reporting Region	Country	
Africa	SUDAN	
	SWAZILAND	
	TOGO	
	TUNISIA	
	UGANDA	
	UNITED REPUBLIC OF TANZANIA	
	ZAMBIA	
	ZIMBABWE	
	Asia	BANGLADESH
BRUNEI DARUSSALAM		
CHINA		
HONG KONG		
INDIA		
INDONESIA		
JAPAN		
KOREA		
MALAYSIA		
PHILIPPINES		
REPUBLIC OF KOREA (SOUTH)		
SINGAPORE		
SRI LANKA		
TAIWAN		
THAILAND		
TONGA		
VIET NAM		
VIETNAM		
Atlantic Ocean Isle		CAPE VERDE
		FIJI
	ST HELENA	
Australia	AUSTRALIA	
Central Africa	ALGERIA	

Reporting Region	Country
South America	CHILE
	CUBA
	PARAGUAY
	PERU
	URUGUAY
	VENEZUELA
Southern Africa	LESOTHO
	MOZAMBIQUE
	SOUTH AFRICA
	SWAZILAND
	ZAMBIA
	ZIMBABWE
Southern Europe	CYPRUS
	GREECE
	ITALY
	MALTA
	PORTUGAL
United Kingdom	IRELAND
	UNITED KINGDOM
United States	PUERTO RICO
	UNITED STATES
Western Africa	ANGOLA
	BENIN
	CONGO (REPUBLIC OF)
	COTE D'IVOIRE
	GABON
	GHANA
	MAURITANIA
	NAMIBIA
	NIGERIA



Destination Region Layout

Reporting Region	Country
Central Africa	BOTSWANA
	BURUNDI
	CAMEROON
	DEMOCRATIC REP OF CONGO
	EQUATORIAL GUINEA
	MALAWI
	SAO TOME AND PRINCIPE
Central America	ARGENTINA
Central Europe	AUSTRIA
	CROATIA (local name Hrvatska)
	CZECH REPUBLIC
	ESTONIA
	GEORGIA
	LUXEMBOURG
	POLAND
	SLOVENIA
	SWEDEN
	SWITZERLAND
	Central-America
Eastern Africa	DJIBOUTI
	ETHIOPIA
	KENYA
	SOMALIA
	SUDAN
	UGANDA
	UNITED REPUBLIC OF TANZANIA
Eastern Europe	BULGARIA
	LATVIA
	LITHUANIA
	ROMANIA
	UKRAINE

Reporting Region	Country
Western Africa	SENEGAL
	SIERRA LEONE
	TOGO
Western Europe	FRANCE



Destination Region Layout

Reporting Region	Country
European Union	AUSTRIA
	BELGIUM
	BULGARIA
	CROATIA (local name Hrvatska)
	CYPRUS
	CZECH REPUBLIC
	DENMARK
	ESTONIA
	FINLAND
	FRANCE
	GEORGIA
	GERMANY
	GREECE
	ITALY
	LATVIA
	LITHUANIA
	LUXEMBOURG
	MALTA
	NETHERLANDS
	NORWAY
	POLAND
	PORTUGAL
	ROMANIA
	SLOVENIA
	SPAIN
	SWEDEN
SWITZERLAND	
UKRAINE	
Far East	HONG KONG
	JAPAN
	SINGAPORE



Destination Region Layout

Reporting Region	Country
Far East	TAIWAN
Indian Ocean Island	COMOROS
	MADAGASCAR
	MALDIVES
	MAURITIUS
	MAYOTTE
	REUNION
	SEYCHELLES
Indian Ocean islands	COMOROS
	MADAGASCAR
	MALDIVES
	MAURITIUS
	MAYOTTE
	REUNION
	SEYCHELLES
Middle East	AZERBAIJAN
	BAHRAIN
	IRAN (ISLAMIC REPUBLIC OF)
	ISRAEL
	JORDAN
	KUWAIT
	LEBANON
	OMAN
	PAKISTAN
	QATAR
	SAUDI ARABIA
	SYRIAN ARAB REPUBLIC
	TURKEY
	UNITED ARAB EMIRATES
	UZBEKISTAN
	YEMEN



Destination Region Layout

Reporting Region	Country
New Zealand	NEW ZEALAND
North America (Canada)	CANADA
	MEXICO
North-America	CANADA
	MEXICO
	UNITED STATES
Northern Africa	EGYPT
	LIBYAN ARAB JAMAHIRIYA
	MOROCCO
	TUNISIA
Northern Europe	BELGIUM
	DENMARK
	FINLAND
	GERMANY
	NETHERLANDS
	NORWAY
Oceania	AUSTRALIA
	FIJI
	NEW ZEALAND
	TONGA
Russia	RUSSIAN FEDERATION
Russian Federation	RUSSIAN FEDERATION
South America	BRAZIL
	CHILE
	CUBA
	PARAGUAY
	PERU
	URUGUAY
	VENEZUELA
South-America	BRAZIL
	CHILE



Destination Region Layout

Reporting Region	Country
South-America	PARAGUAY
	PERU
	URUGUAY
	VENEZUELA
Southern Africa	LESOTHO
	MOZAMBIQUE
	SOUTH AFRICA
	SWAZILAND
	ZAMBIA
	ZIMBABWE
Southern Europe	CYPRUS
	GREECE
	ITALY
	MALTA
	PORTUGAL
	SPAIN
United Kingdom	IRELAND
	UNITED KINGDOM
United States	PUERTO RICO
	UNITED STATES
Western Africa	ANGOLA
	BENIN
	CONGO (REPUBLIC OF)
	COTE D'IVOIRE
	GABON
	GHANA
	MAURITANIA
	NAMIBIA
	NIGERIA
	SENEGAL
	SIERRA LEONE



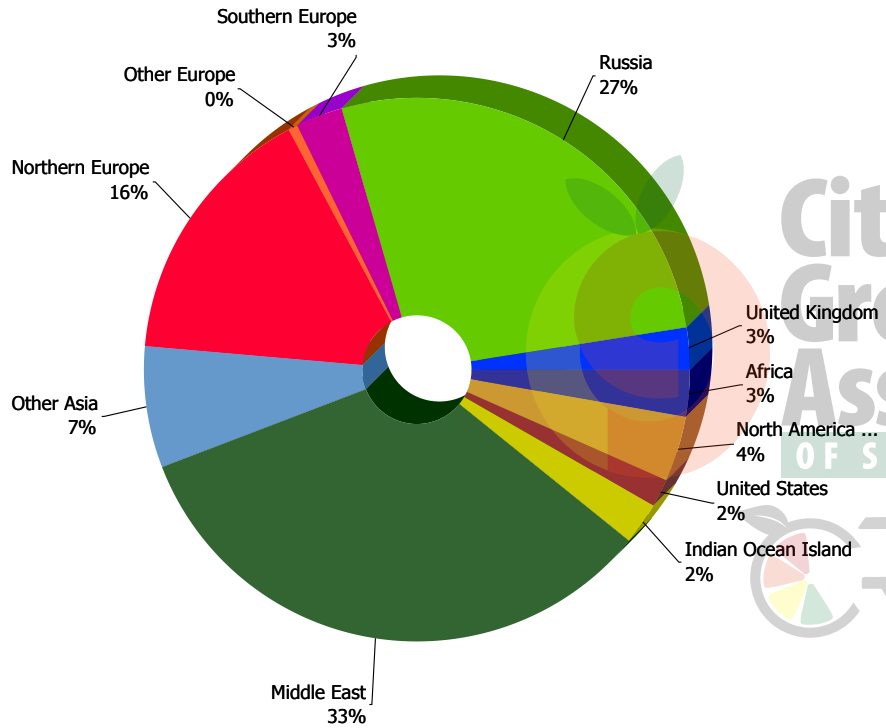
Destination Region Layout

Reporting Region	Country
Western Africa	TOGO
Western Europe	FRANCE

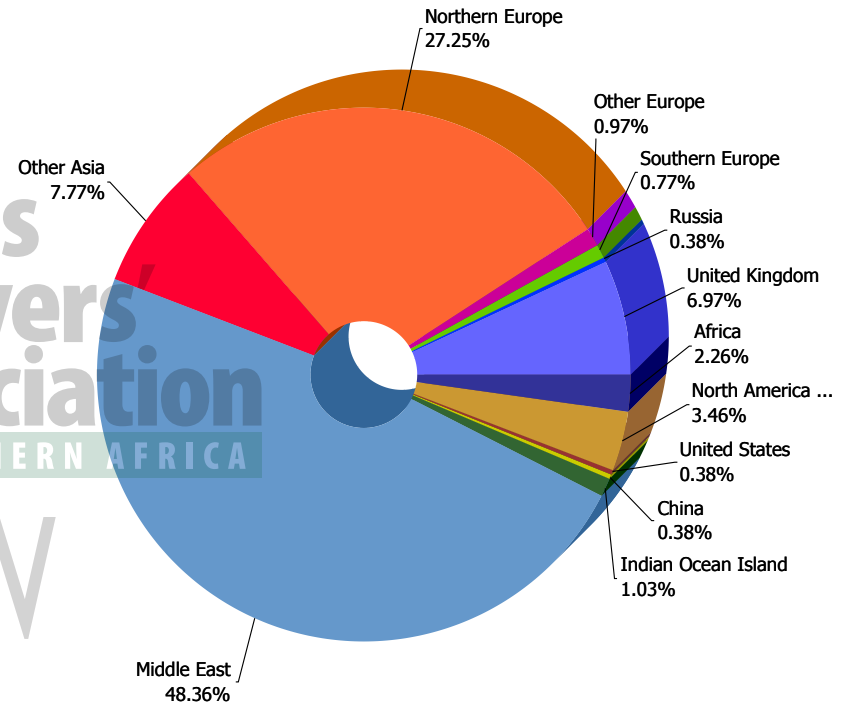


Navel Exported: Current Season vs Previous Season

Current Season YTD



Previous Season YTD

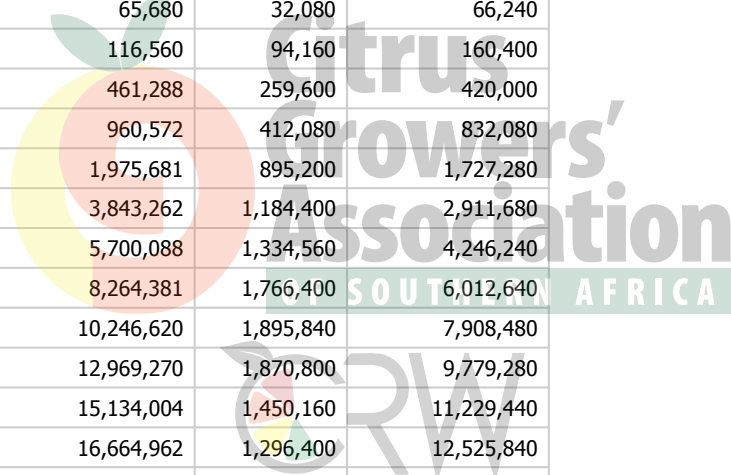


Citrus Growers Association OF SOUTHERN AFRICA



Navels Exported to All Markets: Current Season vs Previous Season

Week	2013		2012		2011	
	Cur Eqv Ctns	Cur Cum Eqv Ctns	Prev Eqv Ctns	Prev Cum Eqv Ctns	Prev Eqv Ctns	Prev Cum Eqv Ctns
4					1,600	1,600
5					640	2,240
12					1,600	3,840
13					1,600	5,440
14			1,600	1,600	480	5,920
15	3,360	3,360	2,800	4,400	12,800	18,720
16	12,960	16,320	15,680	20,080	15,440	34,160
17	47,195	63,515	45,600	65,680	32,080	66,240
18	36,280	99,795	50,880	116,560	94,160	160,400
19	236,689	336,484	344,728	461,288	259,600	420,000
20	350,261	686,745	499,283	960,572	412,080	832,080
21	22,400	709,145	1,015,109	1,975,681	895,200	1,727,280
22			1,867,581	3,843,262	1,184,400	2,911,680
23			1,856,826	5,700,088	1,334,560	4,246,240
24			2,564,293	8,264,381	1,766,400	6,012,640
25			1,982,239	10,246,620	1,895,840	7,908,480
26			2,722,650	12,969,270	1,870,800	9,779,280
27			2,164,734	15,134,004	1,450,160	11,229,440
28			1,530,958	16,664,962	1,296,400	12,525,840
29			1,522,961	18,187,923	1,194,560	13,720,400
30			1,620,950	19,808,873	981,440	14,701,840
31			1,189,145	20,998,017	874,240	15,576,080
32			1,070,943	22,068,960	680,160	16,256,240
33			1,105,712	23,174,672	769,920	17,026,160
34			743,887	23,918,560	566,240	17,592,400
35			872,250	24,790,810	432,960	18,025,360
36			259,648	25,050,457	220,320	18,245,680
37			137,231	25,187,688	68,640	18,314,320
38			51,028	25,238,716	52,960	18,367,280
39			23,440	25,262,156	8,080	18,375,360
40			4,080	25,266,236	2,160	18,377,520



Navels Exported to All Markets: Current Season vs Previous Season

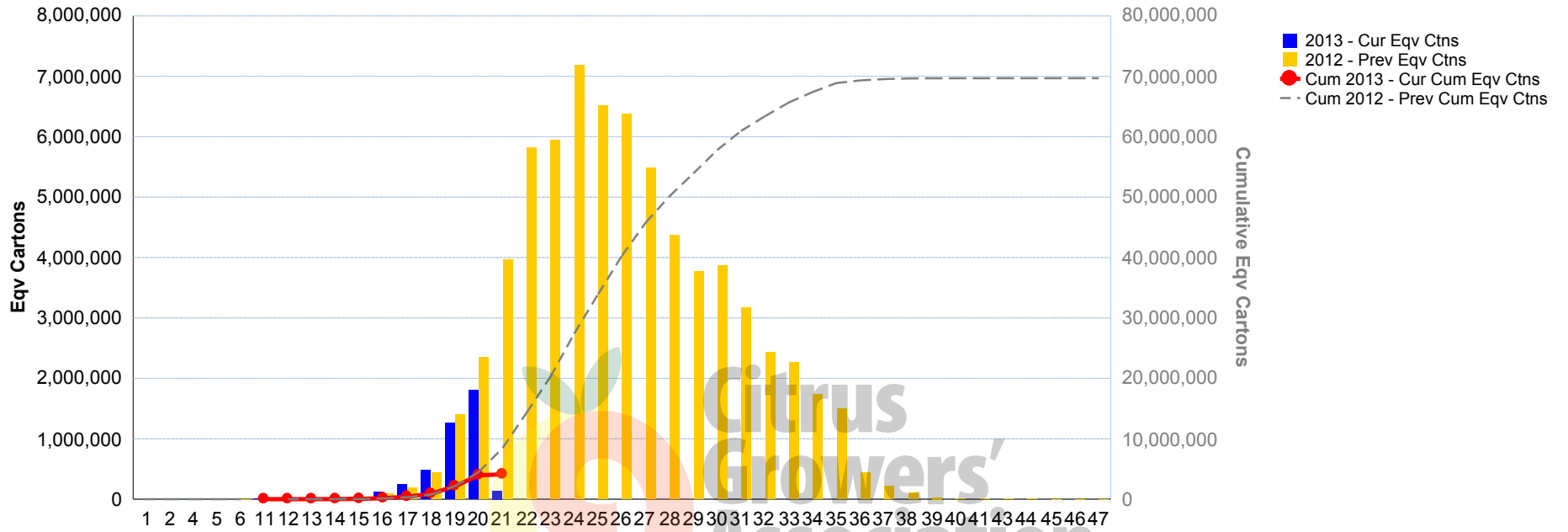
Week	2013		2012		2011	
	Cur Eqv Ctns	Cur Cum Eqv Ctns	Prev Eqv Ctns	Prev Cum Eqv Ctns	Prev Eqv Ctns	Prev Cum Eqv Ctns
41			960	25,267,196	1,680	18,379,200

2 Seasons Ago

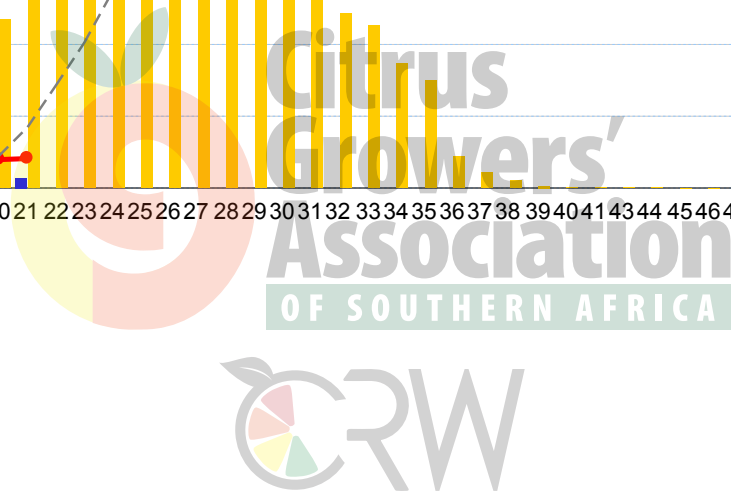
23 May 2013 8:45:11 AM



Navels Exported to All Markets: Current Season vs Previous Season



23 May 2013 8:45:11 AM

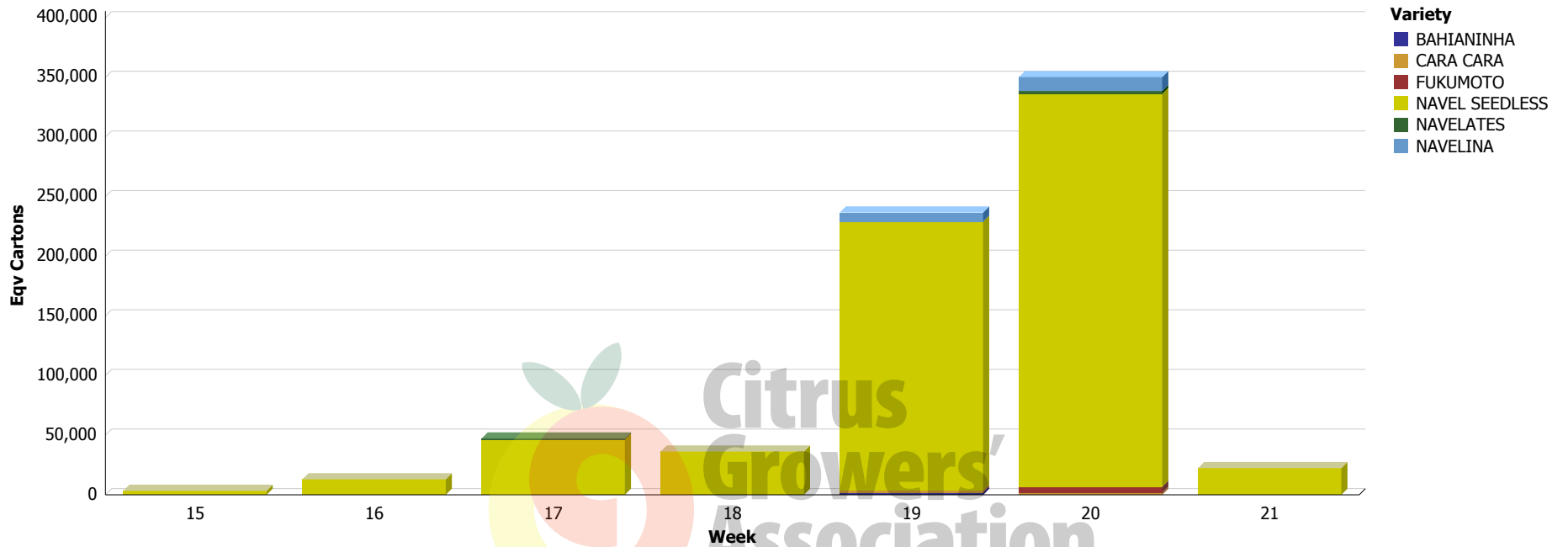


Navels Exported to All Markets: Current Season per Week, Variety and Destination

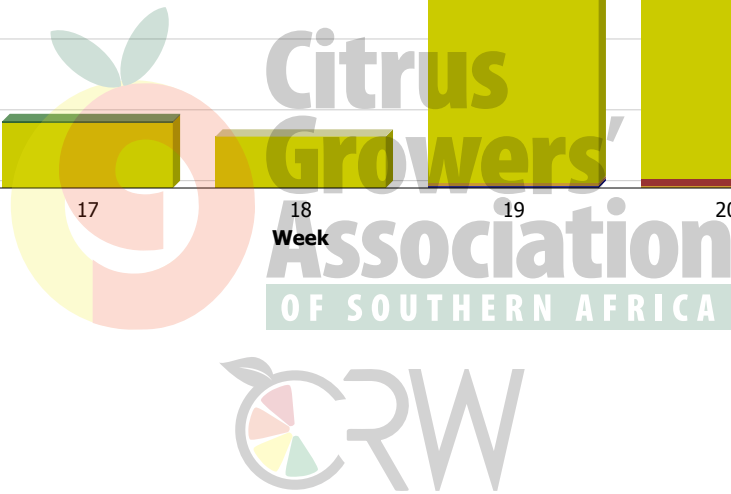
Eqv Ctns By Year, Week, Variety Group and Variety				Asia	Central Africa	Central Europe	Far East	Indian Ocean Island	Middle East	North America (Canada)	Northern Europe	Russia	Southern Europe	United Kingdom	United States	Western Africa	Region Total	
2013	15	Navels	NAVEL SEEDLESS													3,360	3,360	
		Weekly Total															3,360	3,360
	16	Navels	NAVEL SEEDLESS		1,680	3,200				6,400							1,680	12,960
		Weekly Total				1,680	3,200			6,400							1,680	12,960
	17	Navels	NAVEL SEEDLESS					3,200		30,400				9,755			3,040	46,395
			NAVELATES														800	800
		Weekly Total							3,200	30,400				9,755			3,840	47,195
	18	Navels	NAVEL SEEDLESS					1,600		4,800				11,200		16,520	2,160	36,280
		Weekly Total						1,600	4,800					11,200	16,520		2,160	36,280
	19	Navels	BAHIANINHA							1,600								1,600
			CARA CARA										1,960					1,960
			NAVEL SEEDLESS			1,600	6,400		7,120	82,907	16,719	34,803	55,660	1,600	9,280		9,360	225,449
			NAVELINA						4,000			3,520			160			7,680
		Weekly Total					1,600	6,400	7,120	88,507	16,719	38,323	57,620	1,600	9,440		9,360	236,689
	20	Navels	CARA CARA										1,760					1,760
			FUKUMOTO						4,800						160			4,960
			NAVEL SEEDLESS	6,400		1,840				83,069	52,320	111,660	35,360	17,200	16,205		5,440	329,494
			NAVELATES									2,321						2,321
		NAVELINA								400	8,320			1,405	1,600		11,725	
	Weekly Total			6,400		1,840			87,869	52,720	122,301	37,120	17,200	17,771	1,600	5,440	350,261	
	21	Navels	NAVEL SEEDLESS								17,600					4,800		22,400
Weekly Total									17,600					4,800		22,400		
Total				6,400	1,680	6,640	6,400	11,920	217,975	87,039	181,579	111,260	18,800	27,211	6,400	25,840	709,145	

23 May 2013 8:45:11 AM

Navels Exported to All Markets: Current Season per Week and Variety




23 May 2013 8:45:11 AM



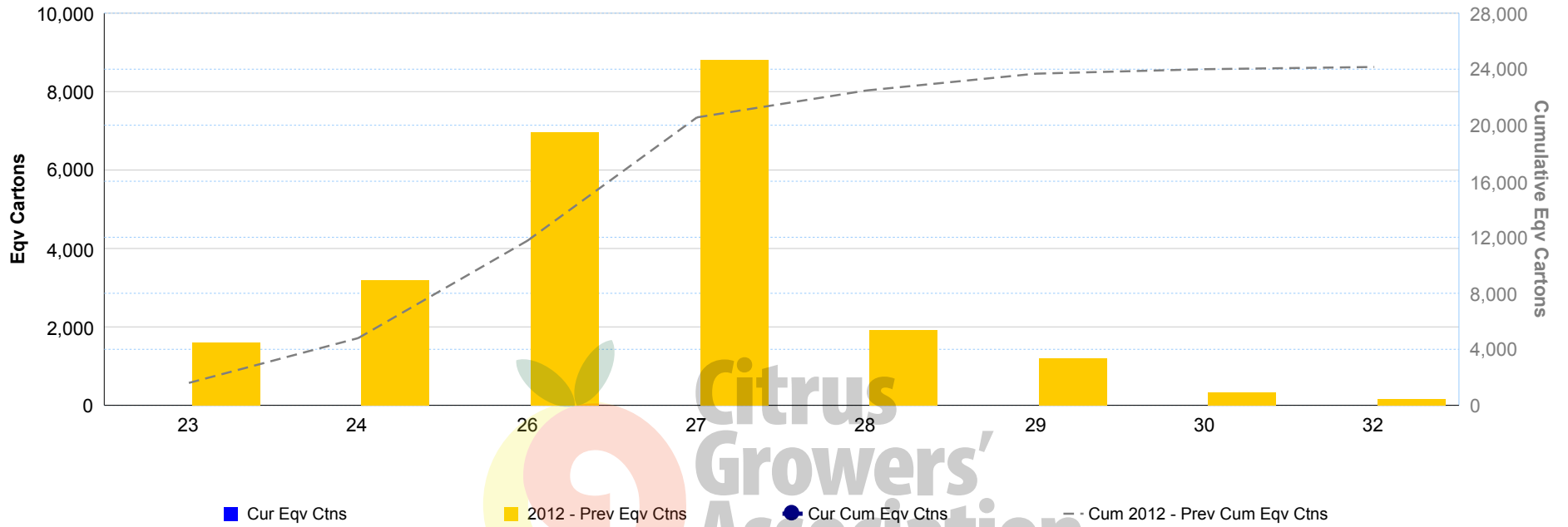
Navels Exported to Japan: Current Season vs Previous Season

Week	2012		2011	
	Prev Eqv Ctns	Prev Cum Eqv Ctns	Prev Eqv Ctns	Prev Cum Eqv Ctns
23	1,600	1,600	1,840	1,840
24	3,200	4,800	7,360	9,200
25			7,360	16,560
26	6,960	11,760	19,040	35,600
27	8,800	20,560	8,480	44,080
28	1,920	22,480	11,200	55,280
29	1,200	23,680	240	55,520
30	320	24,000		
32	160	24,160		

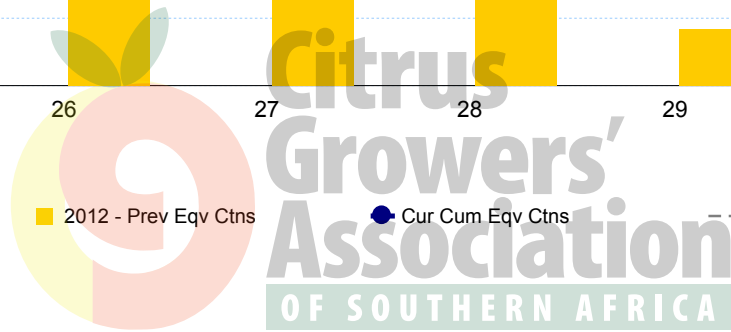
23 May 2013 8:45:11 AM



Navels Exported to Japan: Current Season vs Previous Season



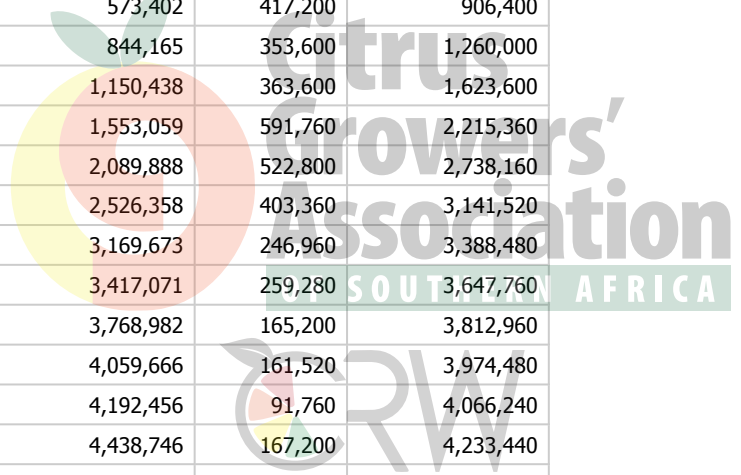
23 May 2013 8:45:11 AM



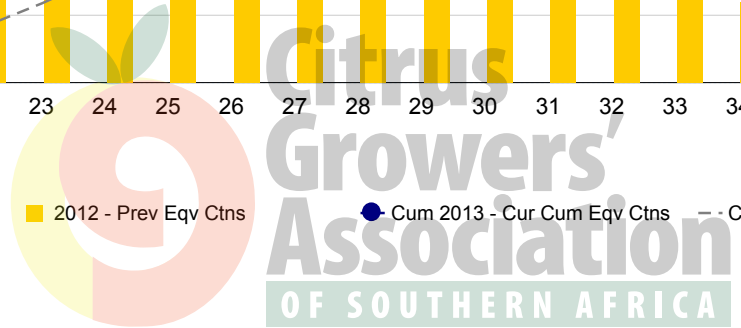
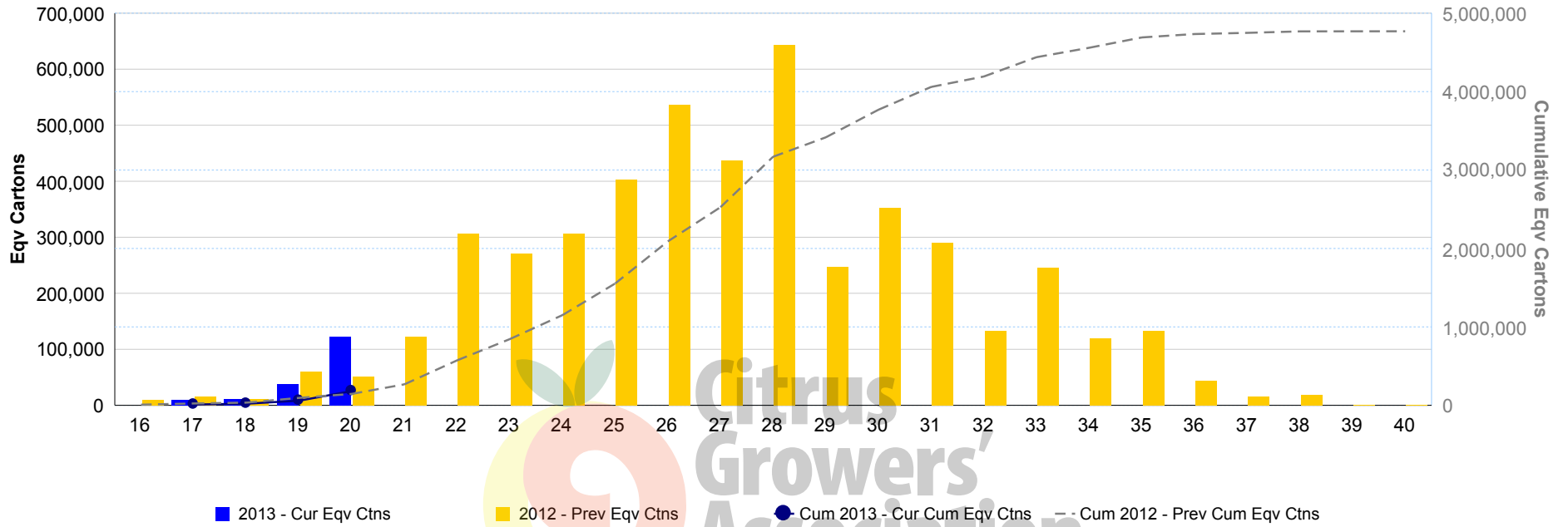
Navels Exported to Northern Europe: Current Season vs Previous Season

Week	2013		2012		2011	
	Cur Eqv Ctns	Cur Cum Eqv Ctns	Prev Eqv Ctns	Prev Cum Eqv Ctns	Prev Eqv Ctns	Prev Cum Eqv Ctns
4					1,600	1,600
16			8,960	8,960	6,400	8,000
17	9,755	9,755	14,960	23,920	13,200	21,200
18	11,200	20,955	10,720	34,640	19,120	40,320
19	38,323	59,278	60,509	95,149	74,240	114,560
20	122,301	181,579	50,616	145,765	112,000	226,560
21			121,926	267,691	262,640	489,200
22			305,711	573,402	417,200	906,400
23			270,763	844,165	353,600	1,260,000
24			306,273	1,150,438	363,600	1,623,600
25			402,621	1,553,059	591,760	2,215,360
26			536,828	2,089,888	522,800	2,738,160
27			436,470	2,526,358	403,360	3,141,520
28			643,316	3,169,673	246,960	3,388,480
29			247,397	3,417,071	259,280	3,647,760
30			351,911	3,768,982	165,200	3,812,960
31			290,684	4,059,666	161,520	3,974,480
32			132,790	4,192,456	91,760	4,066,240
33			246,290	4,438,746	167,200	4,233,440
34			120,080	4,558,826	118,960	4,352,400
35			132,167	4,690,993	83,920	4,436,320
36			43,120	4,734,113	51,200	4,487,520
37			15,108	4,749,220	11,440	4,498,960
38			18,842	4,768,062	29,280	4,528,240
39			720	4,768,782	3,200	4,531,440
40			720	4,769,502		

23 May 2013 8:45:11 AM



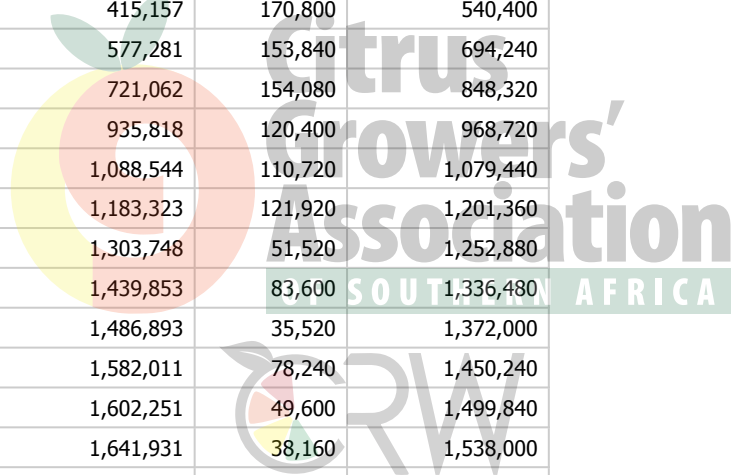
Navels Exported to Northern Europe: Current Season vs Previous Season



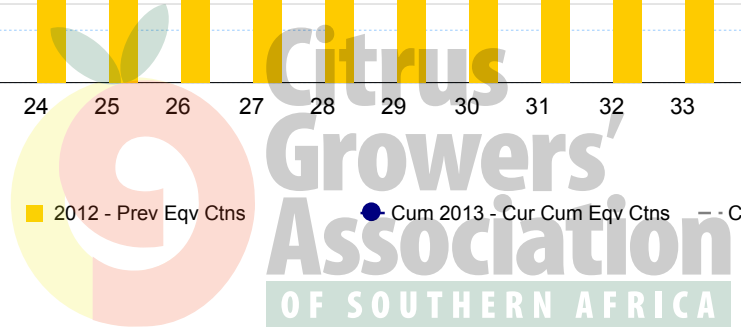
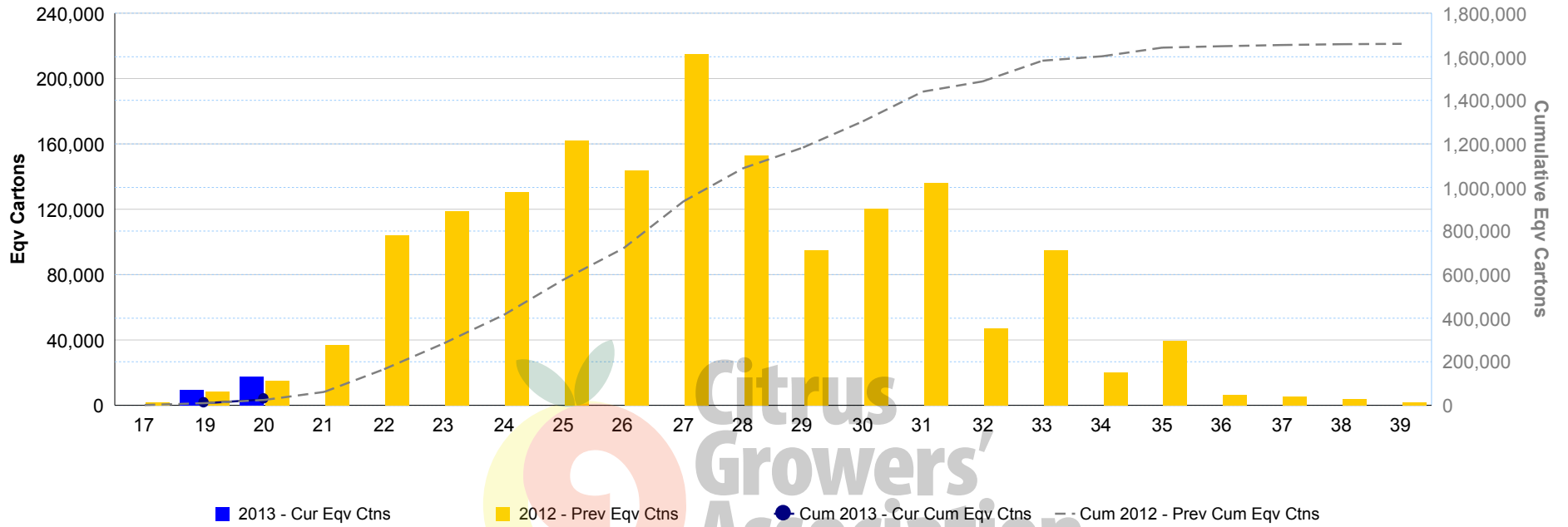
Navels Exported to the UK: Current Season vs Previous Season

Week	2013		2012		2011	
	Cur Eqv Ctns	Cur Cum Eqv Ctns	Prev Eqv Ctns	Prev Cum Eqv Ctns	Prev Eqv Ctns	Prev Cum Eqv Ctns
17			1,600	1,600	1,600	1,600
18					6,080	7,680
19	9,440	9,440	8,320	9,920	21,360	29,040
20	17,771	27,211	14,800	24,720	28,880	57,920
21			36,882	61,602	87,680	145,600
22			104,190	165,792	86,160	231,760
23			118,934	284,725	137,840	369,600
24			130,432	415,157	170,800	540,400
25			162,124	577,281	153,840	694,240
26			143,780	721,062	154,080	848,320
27			214,756	935,818	120,400	968,720
28			152,727	1,088,544	110,720	1,079,440
29			94,779	1,183,323	121,920	1,201,360
30			120,425	1,303,748	51,520	1,252,880
31			136,105	1,439,853	83,600	1,336,480
32			47,040	1,486,893	35,520	1,372,000
33			95,118	1,582,011	78,240	1,450,240
34			20,240	1,602,251	49,600	1,499,840
35			39,680	1,641,931	38,160	1,538,000
36			6,480	1,648,411	8,800	1,546,800
37			5,484	1,653,895	3,200	1,550,000
38			3,760	1,657,655	800	1,550,800
39			1,680	1,659,335	80	1,550,880

23 May 2013 8:45:11 AM



Navels Exported to the UK: Current Season vs Previous Season



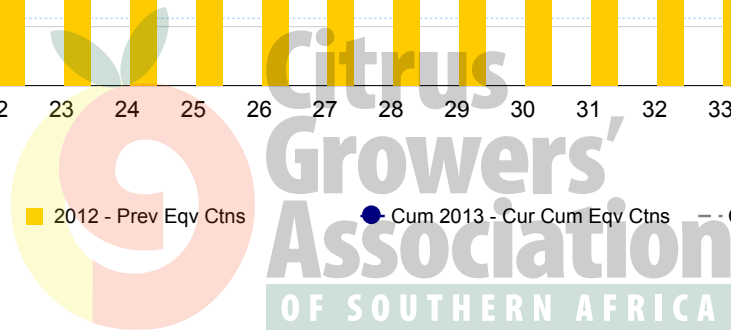
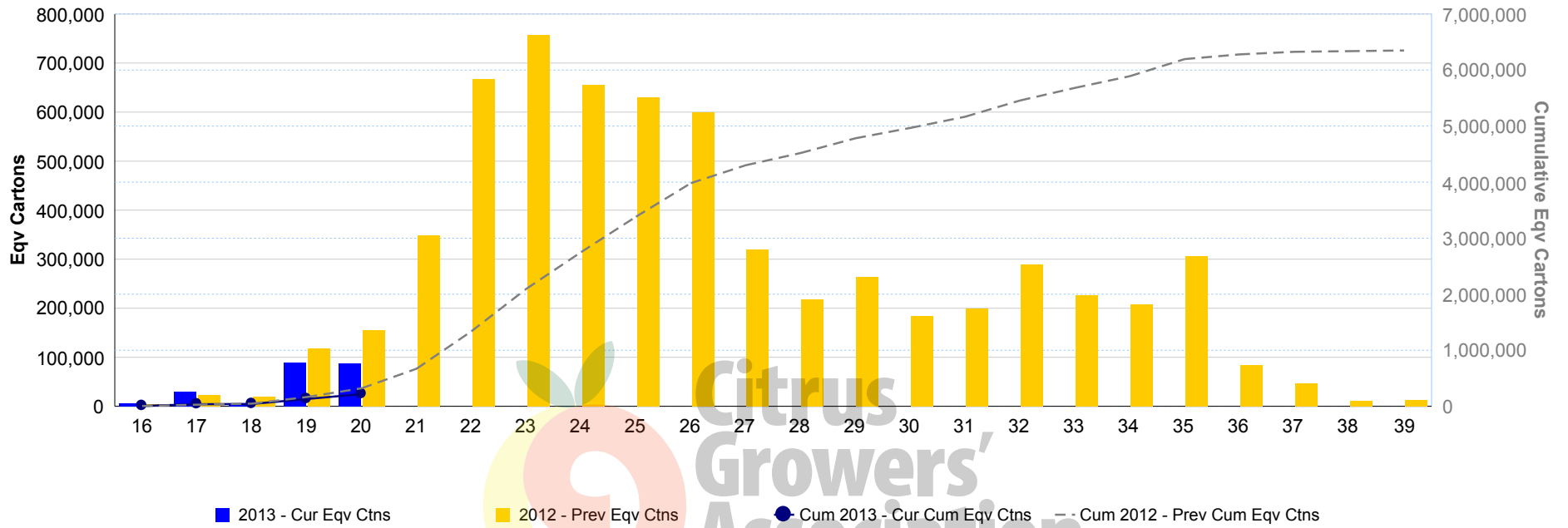
Navels Exported to the Middle East: Current Season vs Previous Season

Week	2013		2012		2011	
	Cur Eqv Ctns	Cur Cum Eqv Ctns	Prev Eqv Ctns	Prev Cum Eqv Ctns	Prev Eqv Ctns	Prev Cum Eqv Ctns
12					1,600	1,600
13					1,600	3,200
15					3,200	6,400
16	6,400	6,400	4,800	4,800	6,640	13,040
17	30,400	36,800	23,600	28,400	16,480	29,520
18	4,800	41,600	19,120	47,520	50,880	80,400
19	88,507	130,107	118,043	165,563	122,320	202,720
20	87,869	217,975	155,840	321,403	199,360	402,080
21			348,748	670,152	415,120	817,200
22			667,534	1,337,686	445,680	1,262,880
23			757,719	2,095,405	536,000	1,798,880
24			656,049	2,751,454	694,480	2,493,360
25			630,742	3,382,196	572,320	3,065,680
26			599,593	3,981,789	543,200	3,608,880
27			319,546	4,301,334	375,680	3,984,560
28			218,217	4,519,551	469,600	4,454,160
29			263,131	4,782,682	243,440	4,697,600
30			184,560	4,967,242	403,360	5,100,960
31			200,007	5,167,250	232,880	5,333,840
32			289,228	5,456,478	205,120	5,538,960
33			225,733	5,682,210	225,360	5,764,320
34			208,062	5,890,273	201,600	5,965,920
35			305,439	6,195,711	95,760	6,061,680
36			83,968	6,279,679	46,640	6,108,320
37			46,160	6,325,839	10,000	6,118,320
38			11,440	6,337,279	2,160	6,120,480
39			12,000	6,349,279	1,600	6,122,080
40					160	6,122,240

2 Seasons Ago

23 May 2013 8:45:11 AM

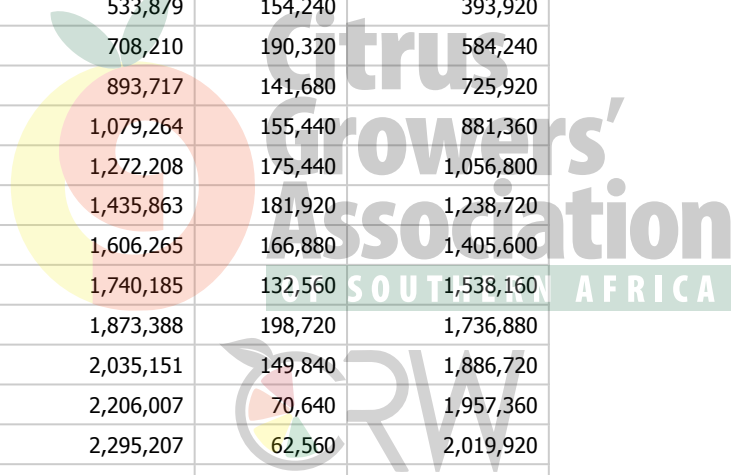
Navels Exported to the Middle East: Current Season vs Previous Season



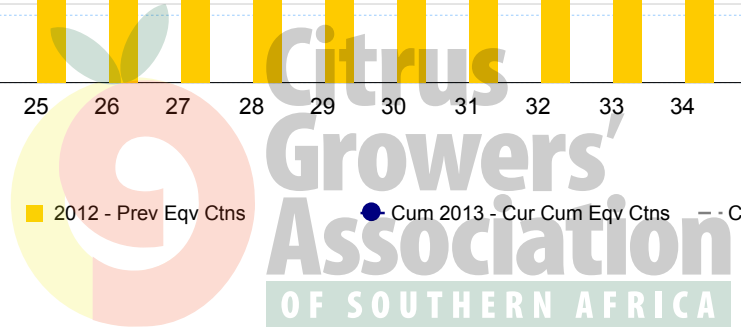
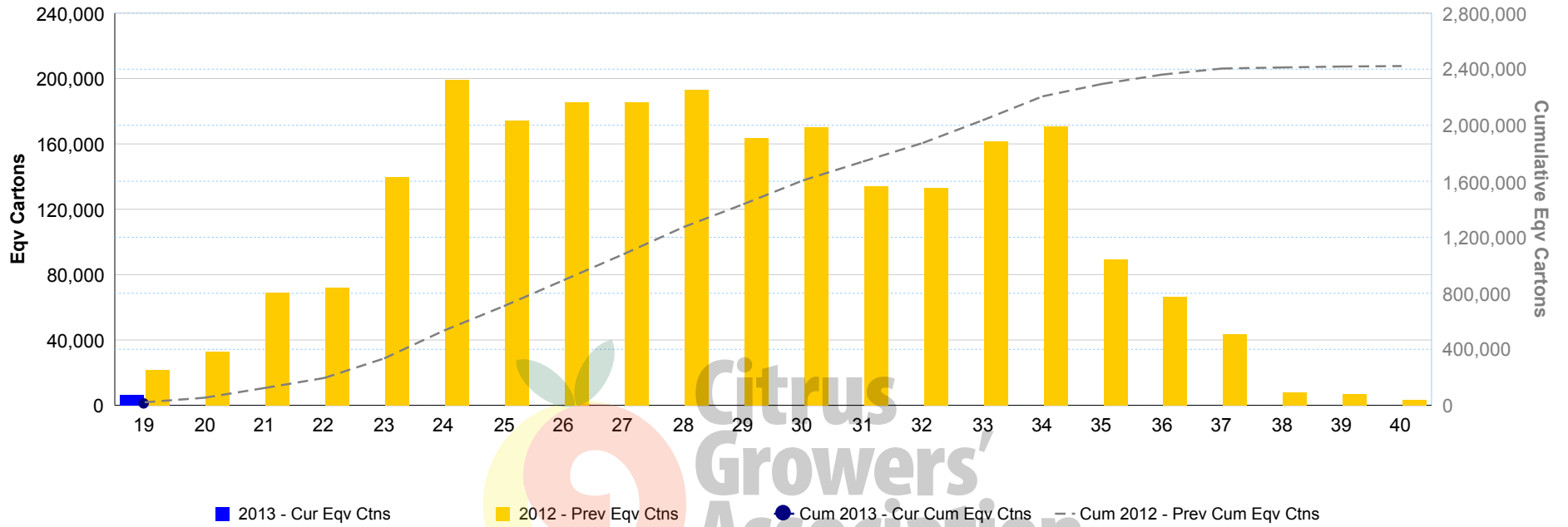
Navels Exported to the Far East (excl. Japan): Current Season vs Previous Season

Week	2013		2012		2011	
	Cur Eqv Ctns	Cur Cum Eqv Ctns	Prev Eqv Ctns	Prev Cum Eqv Ctns	Prev Eqv Ctns	Prev Cum Eqv Ctns
15					9,600	9,600
18					8,000	17,600
19	6,400	6,400	21,760	21,760	21,520	39,120
20			32,560	54,320	19,440	58,560
21			69,110	123,430	19,920	78,480
22			71,760	195,190	64,080	142,560
23			139,492	334,681	97,120	239,680
24			199,198	533,879	154,240	393,920
25			174,331	708,210	190,320	584,240
26			185,507	893,717	141,680	725,920
27			185,547	1,079,264	155,440	881,360
28			192,944	1,272,208	175,440	1,056,800
29			163,655	1,435,863	181,920	1,238,720
30			170,402	1,606,265	166,880	1,405,600
31			133,920	1,740,185	132,560	1,538,160
32			133,203	1,873,388	198,720	1,736,880
33			161,764	2,035,151	149,840	1,886,720
34			170,856	2,206,007	70,640	1,957,360
35			89,200	2,295,207	62,560	2,019,920
36			66,240	2,361,447	13,040	2,032,960
37			43,359	2,404,806		
38			7,786	2,412,592	3,200	2,036,160
39			6,640	2,419,232	3,200	2,039,360
40			3,200	2,422,432		

23 May 2013 8:45:11 AM



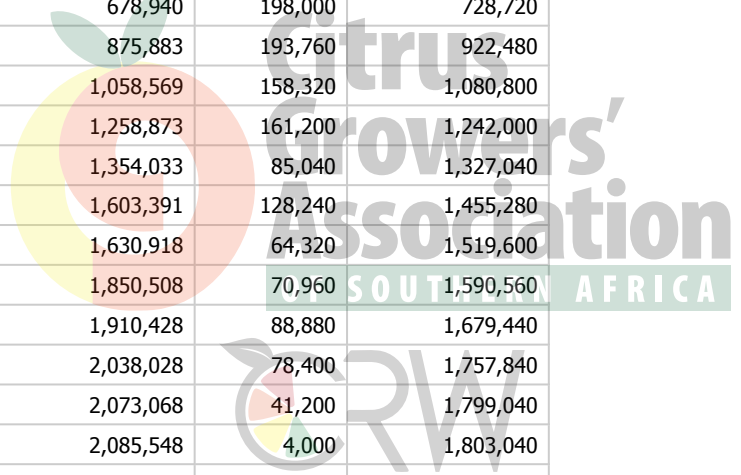
Navels Exported to the Far East (Excl. Japan) : Current Season vs Previous Season



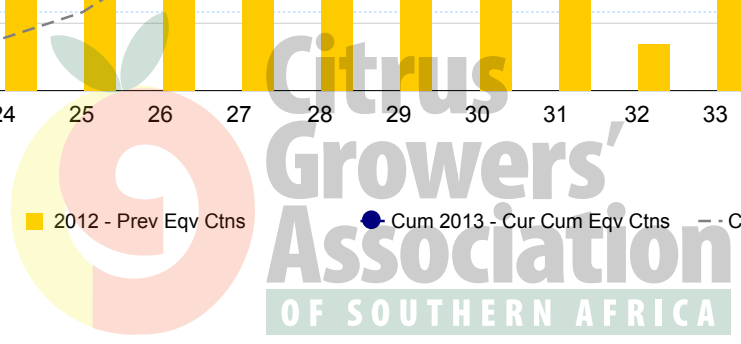
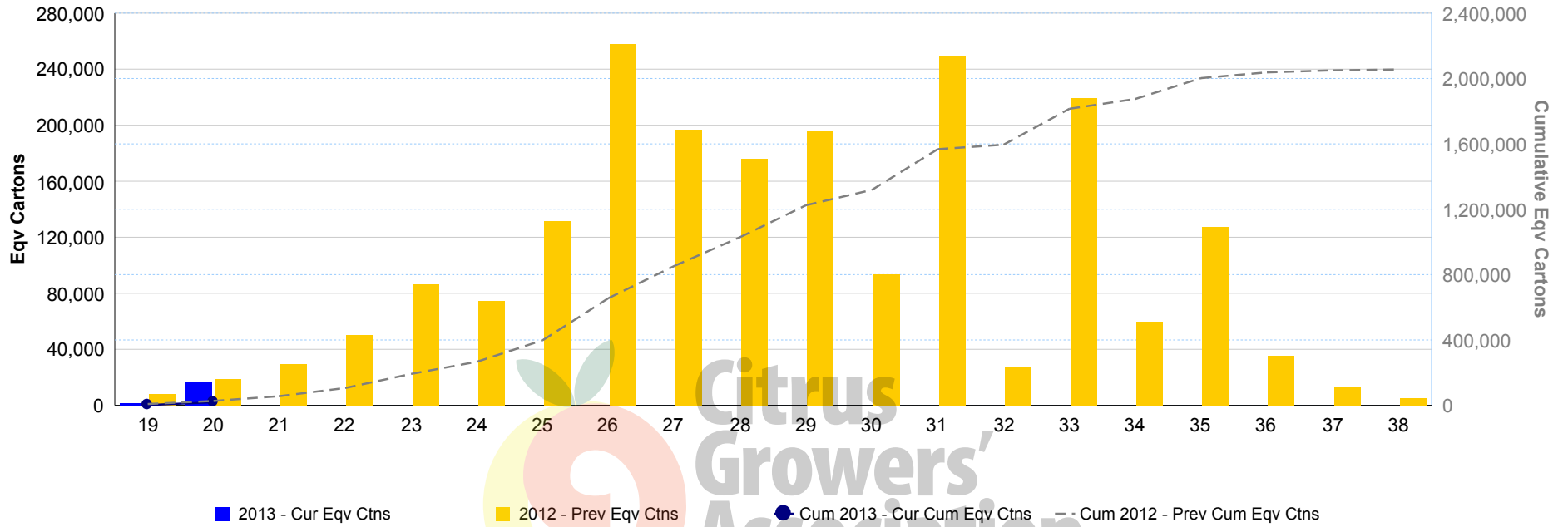
Navels Exported to Southern Europe: Current Season vs Previous Season

Week	2013		2012		2011	
	Cur Eqv Ctns	Cur Cum Eqv Ctns	Prev Eqv Ctns	Prev Cum Eqv Ctns	Prev Eqv Ctns	Prev Cum Eqv Ctns
19	1,600	1,600	8,000	8,000	3,200	3,200
20	17,200	18,800	18,800	26,800	3,200	6,400
21			29,200	56,000	28,960	35,360
22			60,000	116,000	32,560	67,920
23			86,131	202,131	104,480	172,400
24			79,360	281,491	197,120	369,520
25			136,572	418,063	161,200	530,720
26			260,877	678,940	198,000	728,720
27			196,943	875,883	193,760	922,480
28			182,686	1,058,569	158,320	1,080,800
29			200,303	1,258,873	161,200	1,242,000
30			95,160	1,354,033	85,040	1,327,040
31			249,358	1,603,391	128,240	1,455,280
32			27,527	1,630,918	64,320	1,519,600
33			219,590	1,850,508	70,960	1,590,560
34			59,920	1,910,428	88,880	1,679,440
35			127,600	2,038,028	78,400	1,757,840
36			35,040	2,073,068	41,200	1,799,040
37			12,480	2,085,548	4,000	1,803,040
38			5,280	2,090,828	12,720	1,815,760

23 May 2013 8:45:11 AM



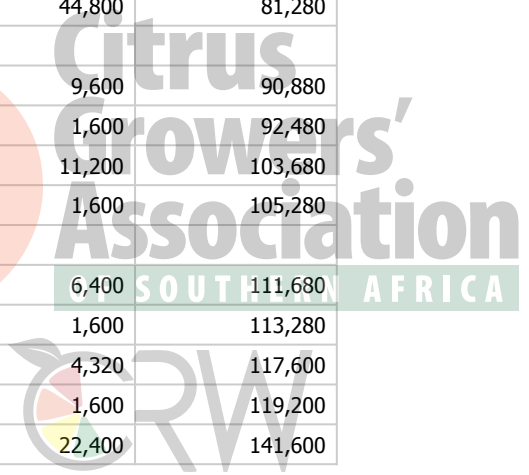
Navels Exported to Southern Europe: Current Season vs Previous Season



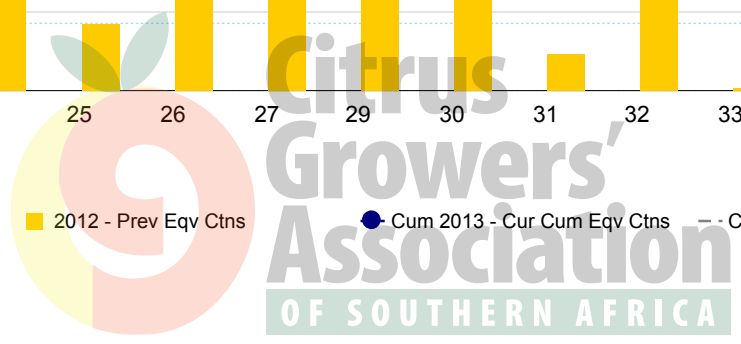
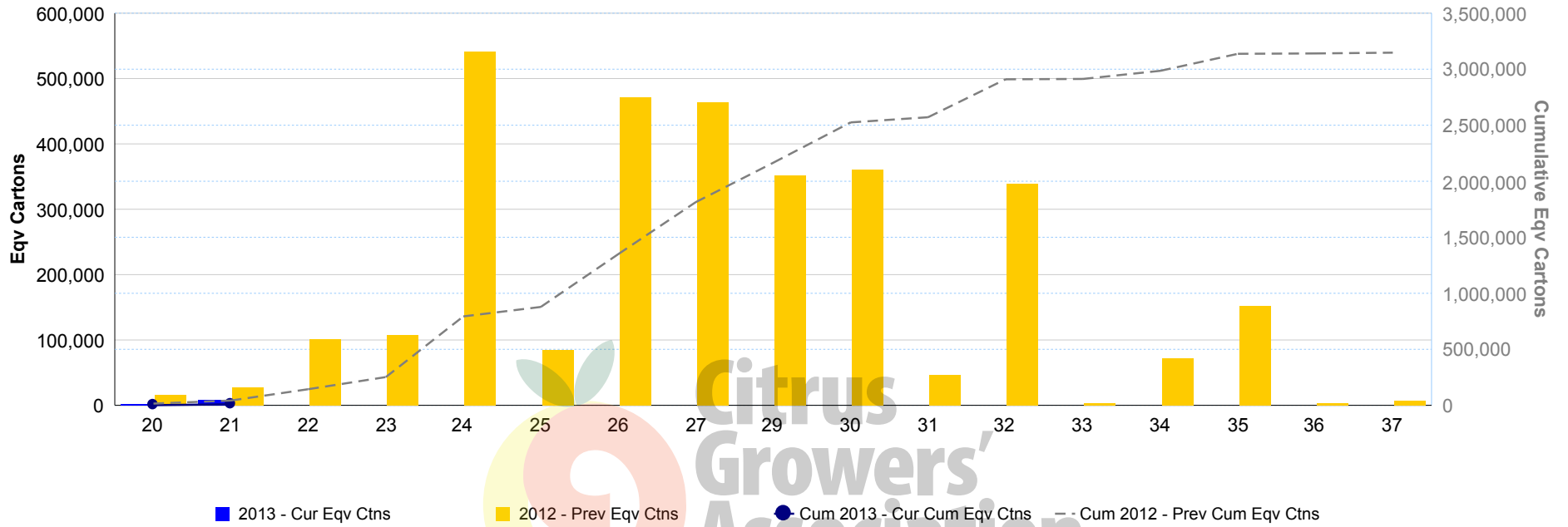
Navels Exported to the USA: Current Season vs Previous Season

Week	2013		2012		2011	
	Cur Eqv Ctns	Cur Cum Eqv Ctns	Prev Eqv Ctns	Prev Cum Eqv Ctns	Prev Eqv Ctns	Prev Cum Eqv Ctns
19					1,600	1,600
20	1,600	1,600	15,600	15,600	1,600	3,200
21	8,000	9,600	27,200	42,800	12,240	15,440
22			101,479	144,279	5,040	20,480
23			107,874	252,153	1,600	22,080
24			541,493	793,646	12,800	34,880
25			84,505	878,151	1,600	36,480
26			471,120	1,349,271	44,800	81,280
27			463,785	1,813,056		
28					9,600	90,880
29			351,920	2,164,976	1,600	92,480
30			360,160	2,525,136	11,200	103,680
31			46,240	2,571,376	1,600	105,280
32			338,640	2,910,016		
33			3,200	2,913,216	6,400	111,680
34			72,480	2,985,696	1,600	113,280
35			151,840	3,137,536	4,320	117,600
36			3,200	3,140,736	1,600	119,200
37			6,960	3,147,696	22,400	141,600

23 May 2013 8:45:11 AM



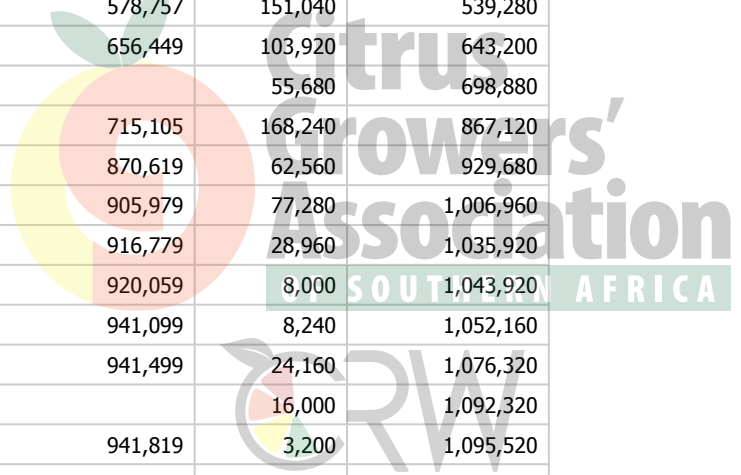
Navels Exported to the USA: Current Season vs Previous Season



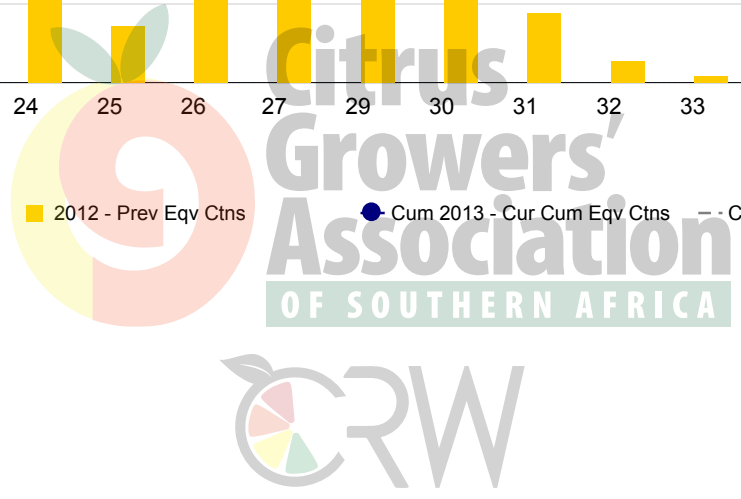
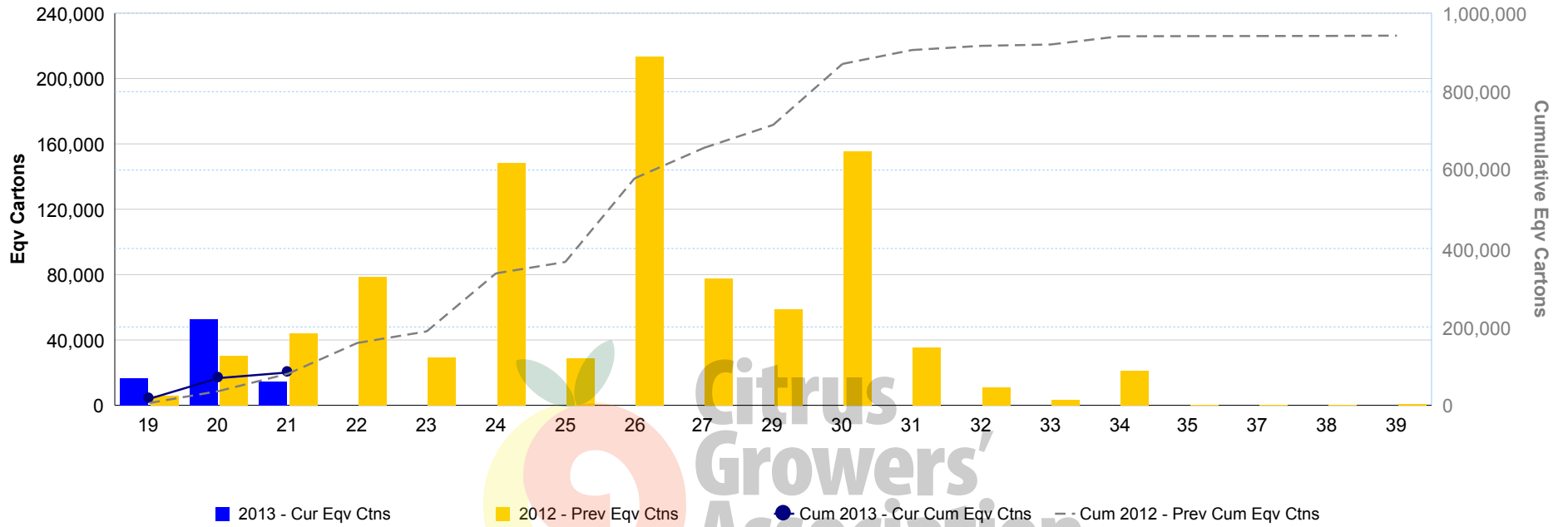
Navels Exported to Canada: Current Season vs Previous Season

Week	2013		2012		2011	
	Cur Eqv Ctns	Cur Cum Eqv Ctns	Prev Eqv Ctns	Prev Cum Eqv Ctns	Prev Eqv Ctns	Prev Cum Eqv Ctns
19	16,719	16,719	6,024	6,024	7,920	7,920
20	52,720	69,439	30,320	36,344	20,880	28,800
21	14,400	83,839	44,215	80,558	25,680	54,480
22			78,528	159,086	63,600	118,080
23			29,364	188,450	48,800	166,880
24			148,147	336,597	88,880	255,760
25			28,859	365,456	132,480	388,240
26			213,301	578,757	151,040	539,280
27			77,692	656,449	103,920	643,200
28					55,680	698,880
29			58,656	715,105	168,240	867,120
30			155,514	870,619	62,560	929,680
31			35,360	905,979	77,280	1,006,960
32			10,800	916,779	28,960	1,035,920
33			3,280	920,059	8,000	1,043,920
34			21,040	941,099	8,240	1,052,160
35			400	941,499	24,160	1,076,320
36					16,000	1,092,320
37			320	941,819	3,200	1,095,520
38			160	941,979	3,200	1,098,720
39			800	942,779		

23 May 2013 8:45:11 AM



Navels Exported to Canada: Current Season vs Previous Season

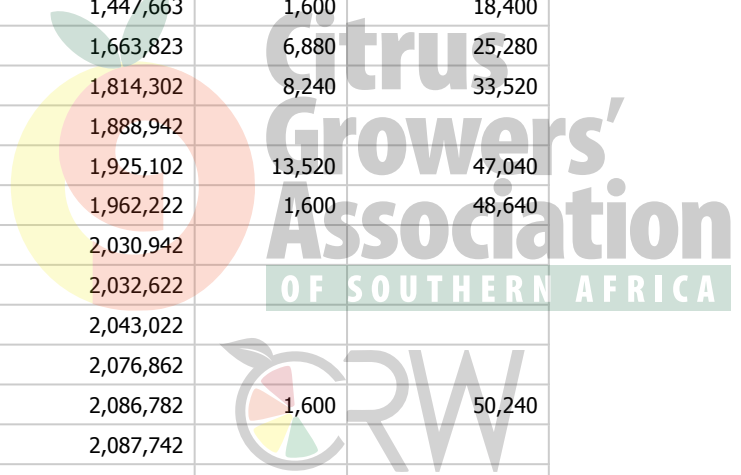


Navels Exported to Russia: Current Season vs Previous Season

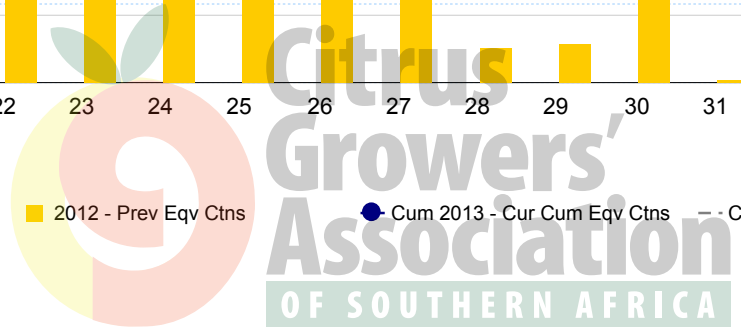
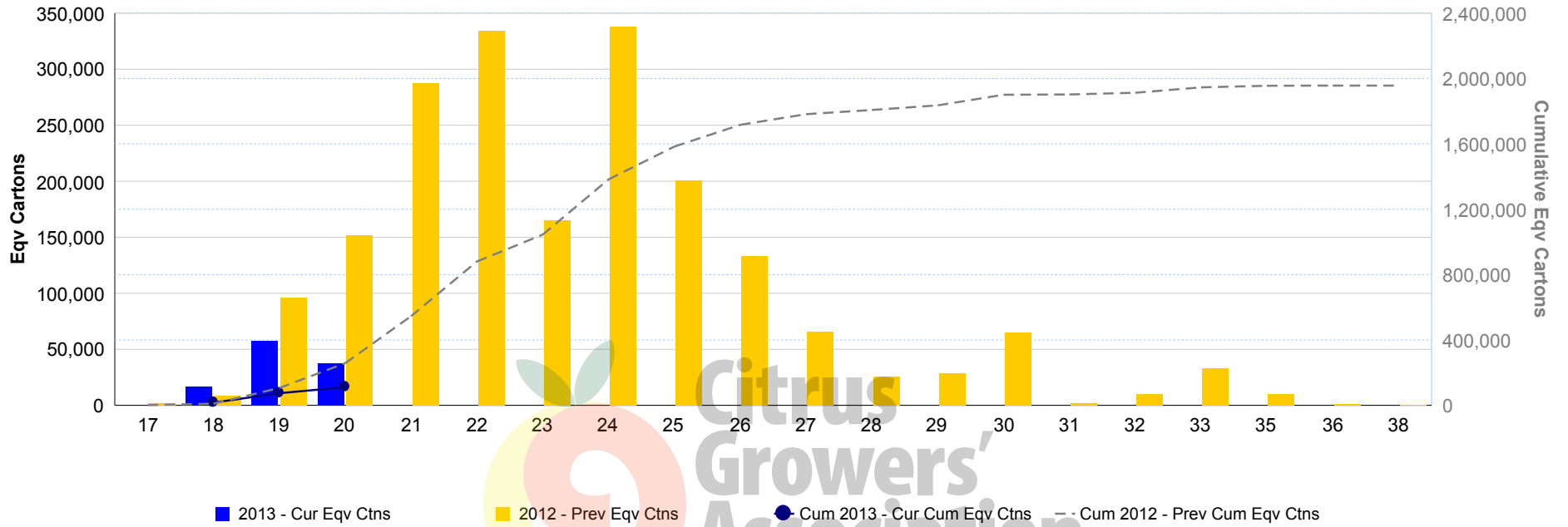
2011

Week	2013		2012		2011	
	Cur Eqv Ctns	Cur Cum Eqv Ctns	Prev Eqv Ctns	Prev Cum Eqv Ctns	Prev Eqv Ctns	Prev Cum Eqv Ctns
17			1,600	1,600		
18	16,520	16,520	8,400	10,000		
19	57,620	74,140	96,400	106,400		
20	37,120	111,260	151,520	257,920	3,200	3,200
21			296,635	554,555	8,480	11,680
22			351,428	905,983	3,280	14,960
23			181,520	1,087,503	1,840	16,800
24			360,160	1,447,663	1,600	18,400
25			216,160	1,663,823	6,880	25,280
26			150,479	1,814,302	8,240	33,520
27			74,640	1,888,942		
28			36,160	1,925,102	13,520	47,040
29			37,120	1,962,222	1,600	48,640
30			68,720	2,030,942		
31			1,680	2,032,622		
32			10,400	2,043,022		
33			33,840	2,076,862		
35			9,920	2,086,782	1,600	50,240
36			960	2,087,742		
38			80	2,087,822		

23 May 2013 8:45:11 AM



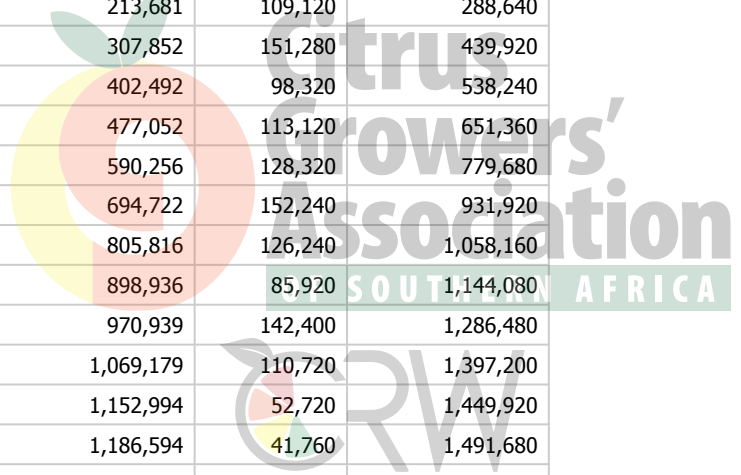
Navels Exported to Russia: Current Season vs Previous Season



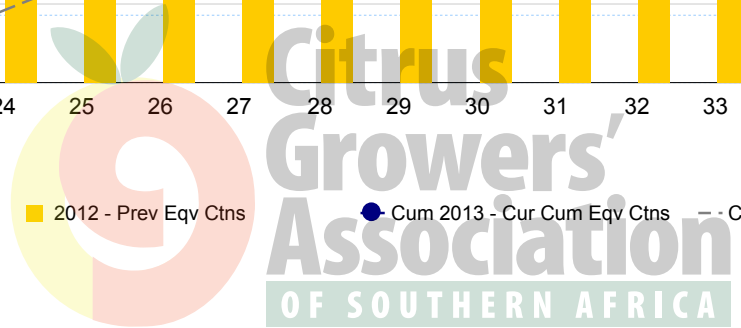
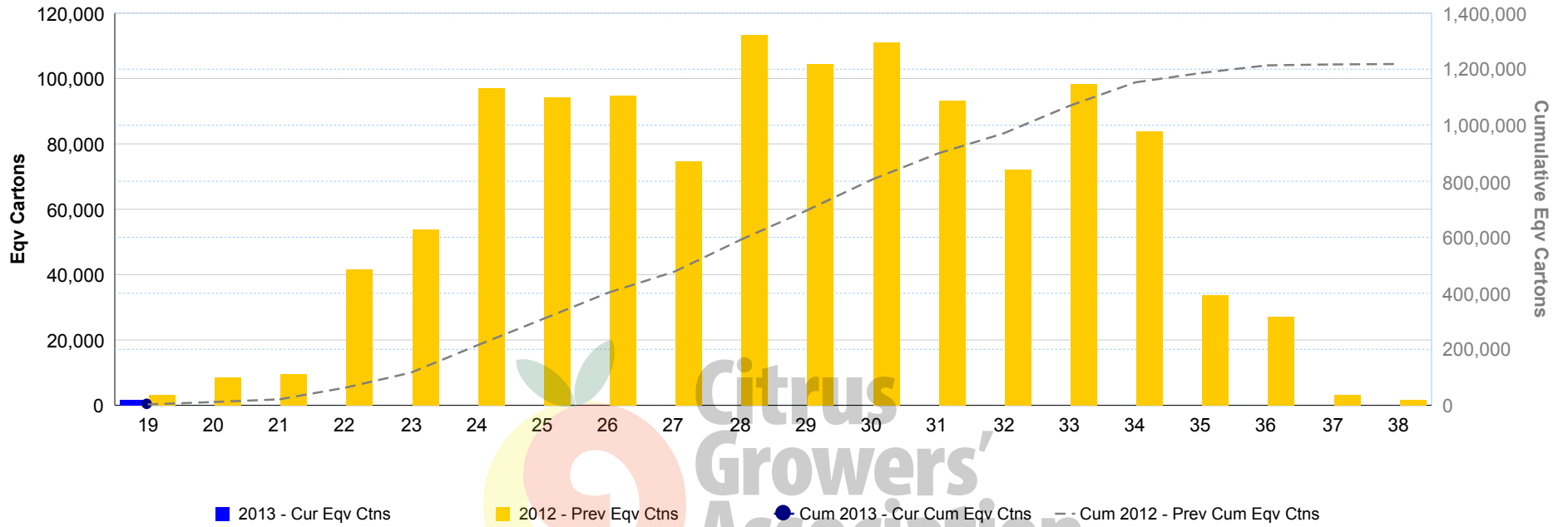
Navels Exported to Hong Kong: Current Season vs Previous Season

Week	2013		2012		2011	
	Cur Eqv Ctns	Cur Cum Eqv Ctns	Prev Eqv Ctns	Prev Cum Eqv Ctns	Prev Eqv Ctns	Prev Cum Eqv Ctns
15					9,600	9,600
18					8,000	17,600
19	1,600	1,600	3,200	3,200	18,320	35,920
20			8,560	11,760	9,840	45,760
21			9,600	21,360	14,560	60,320
22			41,600	62,960	37,040	97,360
23			53,778	116,738	82,160	179,520
24			96,943	213,681	109,120	288,640
25			94,171	307,852	151,280	439,920
26			94,640	402,492	98,320	538,240
27			74,560	477,052	113,120	651,360
28			113,204	590,256	128,320	779,680
29			104,466	694,722	152,240	931,920
30			111,094	805,816	126,240	1,058,160
31			93,120	898,936	85,920	1,144,080
32			72,003	970,939	142,400	1,286,480
33			98,240	1,069,179	110,720	1,397,200
34			83,816	1,152,994	52,720	1,449,920
35			33,600	1,186,594	41,760	1,491,680
36			27,200	1,213,794	5,040	1,496,720
37			3,200	1,216,994		
38			1,600	1,218,594		

23 May 2013 8:45:11 AM




Navels Exported to Hong Kong: Current Season vs Previous Season




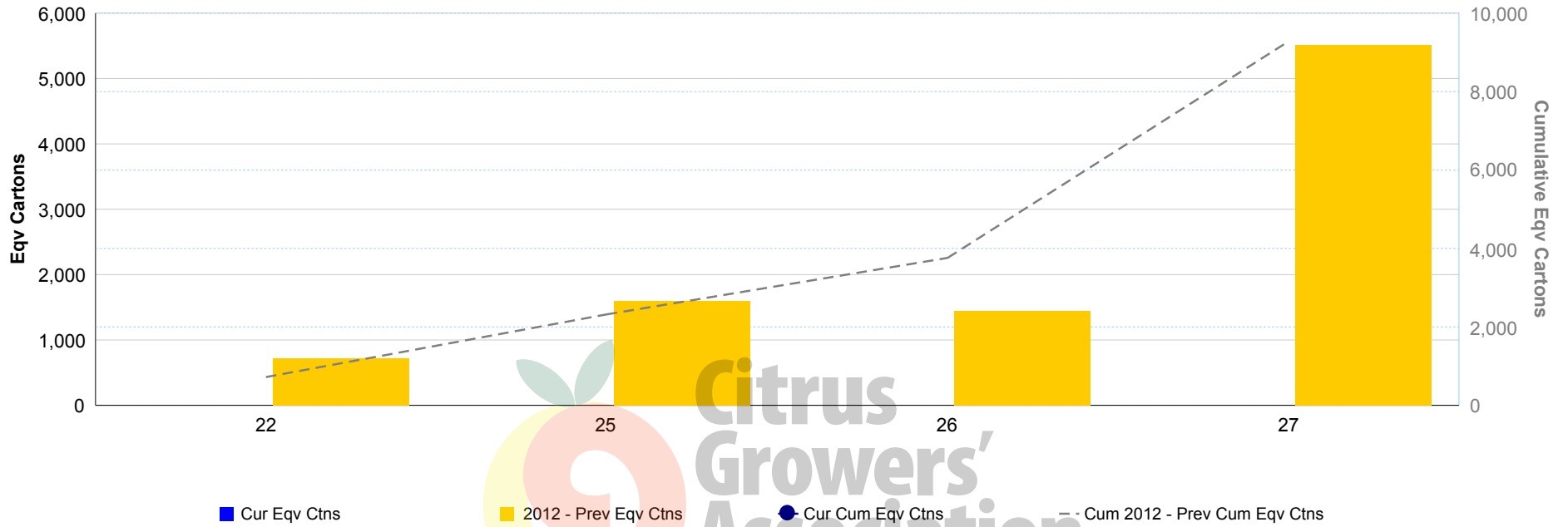
Navels Exported to Iran: Current Season vs Previous Season

Week	2012		2011	
	Prev Eqv Ctns	Prev Cum Eqv Ctns	Prev Eqv Ctns	Prev Cum Eqv Ctns
22	720	720		
23			1,680	1,680
25	1,600	2,320	3,200	4,880
26	1,440	3,760	2,800	7,680
27	5,520	9,280	3,200	10,880
28			29,360	40,240
29			3,920	44,160
31			8,080	52,240
33			1,600	53,840
35			4,240	58,080
36			1,680	59,760

23 May 2013 8:45:11 AM



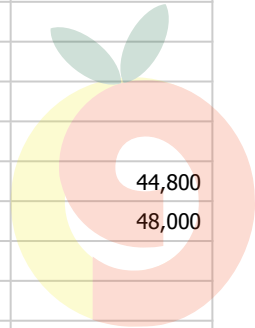
Navels Exported to Iran: Current Season vs Previous Season



Navels Exported to China: Current Season vs Previous Season

Week	2012		2011	
	Prev Eqv Ctns	Prev Cum Eqv Ctns	Prev Eqv Ctns	Prev Cum Eqv Ctns
20			3,200	3,200
21	6,400	6,400	1,600	4,800
22	9,840	16,240	17,600	22,400
23	3,200	19,440	6,400	28,800
24	4,000	23,440	6,400	35,200
25	1,600	25,040		
26	7,599	32,639	4,800	40,000
27	5,840	38,479		
28	720	39,199		
29	4,560	43,759		
30	20,960	64,719		
31	6,400	71,119	4,800	44,800
32	18,320	89,439	3,200	48,000
33	5,440	94,879		
34	6,400	101,279		
35	1,600	102,879		
36	400	103,279		
37	1,600	104,879		
38	2,960	107,839		

23 May 2013 8:45:11 AM



Citrus
Growers'
Association

OF SOUTHERN AFRICA



Navels Exported to China: Current Season vs Previous Season

